

# S2002 CONSOLES



**MFB Products' Consoles have been designed to provide maximum rack mounting space both above and below the desk. Both areas come with front and rear fully adjustable mounting angles punched to conform to IEC 60297 standard. Other mounting systems may also be incorporated.**

Strong emphasis has been placed on ergonomic considerations. Factors considered include maximising the work face height, whilst retaining a low overall height. A-rounded front desktop edge and rubber-covered footrest for operator comfort have also been included.

All consoles are manufactured from steel meaning they are stronger than timber versions. Also not only being fire resistant, and recyclable, they will never become loose.

Different profile wedges can be mixed with different profile bays, e.g. a suite of Profile A bays may incorporate Profile B wedges.

In this instance a short side panel between the wedge and bay will be fitted. A-mixture of bay profiles can be achieved with the exception of Profiles F, H and L as their shape is not similar to the others.

When configuring a Console Suite proposal, it is recommended that a customer take advantage of MFB Products' Design Department. All consoles are designed using 3D CAD software. This service provides an assurance that the construction and layout of the system will perfectly suit specific requirements. Where possible a member of MFB's sales team and design department will visit the site during the proposal phase, at which stage the following will be taken into consideration:

- Is the room large enough, not just for the Console, but will it provide comfortable room for the operators, both seated and moving about?
- Does it block a thoroughfare?
- Where are the doors and which way do they swing?
- Where are the windows and are they important to the function?
- Will the doorways, passageways, stairs and lifts all permit the Console to be placed on site and to what extent must it be assembled on site?
- Will its presence interfere with existing services or become a safety hazard i.e. block access to the fire hose?
- Do any building structures interfere with the Console proposal?

Once all of this is resolved, the Design Department will produce a series of drawings that will show the Console in situation. The customer can be provided with a plan view and an orthographic view to ensure suitability before manufacture.

Once the customer has signed off on the drawings, and a purchase order has been issued, the job will be awarded a "Project Part Number". Not only will this provide easy traceability during the manufacturing process, it also ensures that if at some time in the future a change of layout or addition to the Console is required, it can easily be undertaken with the assurance that the parts will fit.

## FEATURES


- All Console Suites are manufactured using heavy gauge phosphated steel for all frame and internal structural mounting components. Sides and doors are supplied in 1.0mm steel and desktops are manufactured using MDF with a laminate veneer. All components can be colour matched to customer's specifications. It is important to remember, when colour matching a desktop with the Console panels, choose the laminate first and match the panel finish accordingly. It is recommended that the finish of all components, the frame, panels and desktop, be confirmed early in the design stage, as these are often special requirements and can sometimes hinder completion time.
- Entry to the body of the console is gained through a lockable rear door. Lower front covers, desk under covers and end panels provide generous access for installation and periodic service, also individual bays are not isolated so interconnection between bays is unrestricted.
- The Console base is equipped with both levelling feet and fastening down brackets.
- Each console consists of a bay with a metal rear door and ventilated top cover. (Profile B does not have a ventilated top cover).
- Below desk key lockable swing down door
- Equipment up to 500mm depth can be accommodated at the top of the console and 400mm deep below the desk. Inclining rack-mounting faces may result in the number of RU's available in a console being reduced. In determining the available racking space, consideration needs to be given to the position of the Mounting Angles and the depth of the equipment being installed.
- Most of MFB's standard accessories can be utilised without modification.

## OPTIONS

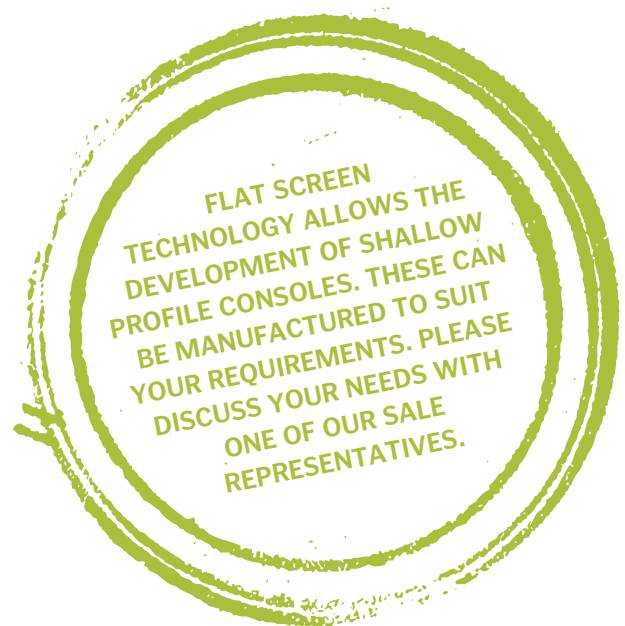
- Plug in halogen work lights allow individual workstations to be lit to operator comfort. Red filters may be fitted to minimise glare to adjacent workstations.
- Anti-glare shields can be fitted to individual bays as required.
- Heat generated within the Console may be vented away from the operator either by a plinth fan unit or fan panel. (See Accessories section)
- Bays of 19", 21" or 650 wide modules.
- 22.5° wedges are fitted with a rear panel\*
- 45° degree wedges incorporate 19" racking and a metal rear door\*
- \* All wedge above desk front panels can be modified for housing equipment, phones, clocks, bookshelves etc.
- End covers.
- Below desk magnetic catch swing down-door.
- Universal flat screen mounting bracket can be used for monitors.
- Under desk drawer




BELOW DESK SWING DOOR.



ADD 20MM FOR END COVERS






### PROFILE A

Profile A Console presents 12RU (535mm) of usable height in the viewing area, and up to 10RU (445mm) below the desk. Allowance should be made for deep equipment mounted in the upper section encroaching down into the lower section. (Refer to drawing for details).

The section under the desk is accessed by the drop-down front door or the rear metal door, both of which are lockable. The rear door can be supplied left or right-hand hinged.



### PROFILE B

Profile B is a bench top style console and comes with 13RU (580mm) of usable height below the desk.

This console is frequently specified for use in conjunction with other profiles and often used at the ends of a composite console to accommodate printers, fax machines etc.

For tractor feed paper, the desktop can have a paper slot and cable entry bung fitted, which allows the paper to be fed from below the desk. This should be decided at the time of ordering. Freestanding monitors can also be used with this profile.

#### 2002 CONSOLES - PROFILE A

DESCRIPTION	CODE
19" WIDE	WITHOUT DRAWER 04000-09
	WITH DRAWER 04000-12
21" WIDE	WITHOUT DRAWER 04000-15
	WITH DRAWER 04000-18
650 WIDE	WITHOUT DRAWER 04000-21
	WITH DRAWER 04000-24
22.5° WEDGE	04005-01
45° WEDGE	04005-02
LH END COVER	04111-01
RH END COVER	04111-02

#### 2002 CONSOLES - PROFILE B

DESCRIPTION	CODE
19" WIDE	WITHOUT DRAWER 04001-50
	WITH DRAWER 04001-53
21" WIDE	WITHOUT DRAWER 04001-51
	WITH DRAWER 04001-54
650 WIDE	WITHOUT DRAWER 04001-52
	WITH DRAWER 04001-55
22.5° WEDGE	04005-15
45° WEDGE	04005-16
LH END COVER	04111-34
RH END COVER	04111-35

