



MFB[®]

mfb.com.au

**DESIGNERS AND
MANUFACTURERS OF
19" RACK SYSTEMS
& ENCLOSURES**

EDITION 12

ENCLOSURE SPECIALIST



MFB are certified manufacturers of **Class C** and **Class B** cabinets including **custom sizes** upon request.



DESIGNERS & MANUFACTURERS OF 19" RACK SYSTEMS

MFB Products is an Australian Company who have been leaders in providing enclosure solutions for over 50 years.

Projects requiring custom enclosures and ruggedised applications can be handled by MFB's state-of-the-art design department. Products can be built to MIL Specifications. MFB's Current range includes Industrial cabinets, RFI/EMI shielded enclosures and Class B and Class C Cabinets, which have been developed in accordance with the Security Construction and Equipment Committee (SCEC) Specifications of Class C 19" rack security containers. MFB also manufacture a wide range of consoles racks and related accessories.



PROUDLY MANUFACTURING IN AUSTRALIA



AUSTRALIAN MADE MAKES AUSTRALIA



CONTENTS

- 4** About MFB
- 5** Statements
- 6** S2005 Cabinets
- 14** S2005B Cabinets
- 16** Type A Cabinets
- 20** Co-Location Cabinets
- 22** ETSI Rack Cabinets
- 24** Cold Aisle Containment
- 26** S280 Industrial Cabinets (IP66)
- 32** SCEC Approved Class B & C Cabinets
- 38** High Security Cabinets
- 40** RFI/EMI Shielded Cabinets
- 44** S17 Acoustic Cabinet
- 48** Outdoor Housings
- 50** Custom Enclosures & Sheet Metal Products
- 52** S210 Cabinets
- 56** S400 Wall Mount Cabinets
- 60** Isolation Cage
- 62** Slimline Cabinets
- 64** Steel Channel Racks
- 66** S100 HD Open Patching Frame
- 68** Consoles
- 70** Rack Accessories
- 89** General Notes



ABOUT MFB

MFB Products is an Australian, privately owned manufacturing company. We commenced trading in 1970. Our objective is to be the Australian market leader in design and manufacture of enclosures and metalwork for the Comms, IT, Security and Defence Industries. We have been providing solutions to industries across Australia and beyond for over 50 years. As a solution provider, we have knowledge gained and the most comprehensive range of enclosure products to support your applications.

WHY CHOOSE MFB

We offer a standard product range and also welcome custom requirements. A diverse company with Sales, Design and Manufacturing profiles ensures we have the flexibility to create, design, prototype, manufacture, fit-out and deliver to customer specifications.

CUSTOMER SERVICE & SUPPORT

The teams at MFB work closely with clients to create the perfect solution to their needs, having staff with over 25 years' experience they will create, design, prototype, manufacture and deliver a solution to meet the customer's exact requirements. MFB can also provide logistics, custom packaging, and enclosure fit outs as needed.

MISSION

MFB will continue to be Australia's leading Racking Systems manufacturer. In sustaining this position, MFB brings together a combination of business capabilities to link resources and technologies for the benefit of customers and all stakeholders.

MFB will continue to provide our customers with high quality goods at a competitive price.

VISION

We will continuously strive to visibly exceed the needs and expectations of our customers, stakeholders, agents, suppliers, the community and of ourselves. We are committed to the safety and the development of our employees.

We are committed to delivering quality products to our customers.

We are committed to contributing to the community in which we work and live.

We are committed to recognising a high standard of care for the environment.

We value safety, honesty and excellence in all that we do.

STATEMENTS

ENVIRONMENTAL POLICY

MFB Product's takes seriously our responsibility to care for and protect the environment in which we operate. We are fully committed to improving environmental performance across all of our business activities, and will encourage our business partners and members of the wider community to share that commitment.

MFB Product's recognises our key impacts to be in the areas of Waste, energy, raw material use, CO2 emissions

We will:

- Align our design, process and investment strategies to help meet the highest environmental standards.
- Minimise waste through efficient use of all materials.
- Only use sustainable or recycled products where possible.
- Provide environmental training and education to all employees.
- Reduce risks from environmental, health or safety hazards for employees and others in the vicinity of our operations.
- Adopt an environmentally sound transport strategy.
- Continually assess the environmental impact of all our operations acknowledging legislative requirements.

At MFB Products we develop action plans each year to ensure we deliver each of our environmental policy objectives. These action plans are reviewed regularly for their performance to these objectives and to help decide future improvements in our operation.

QUALITY

MFB cabinets conform to various performance standards including IEC-60297, MIL SPEC STD 285, and AS 1939 (Degrees of dust and moisture protection) as applicable. The commitment to a Quality Control system forms the basis of all facets of MFB's business. From Contract Review to Design, Manufacture, and Assembly.

MFB has an ongoing commitment to the supply of quality electronic housings, cabinets and accessories to the satisfaction of its customers. As evidence of this commitment MFB are pleased to be recognized as a holder of AS/NZS ISO 9001 Quality certification, the international standard for Quality Management Systems in design, development, production, installation and servicing. The company's quality objectives are to:

- Monitor financial resources to enable the company to provide "up to date" processes, plant and equipment
- Use the quality system to assist the company in being profitable to reward shareholders and employees
- Strive to become more efficient and cost effective
- Utilise customer feedback to enhance product life cycles and evolution
- Establish good corporate governance

Quality is the responsibility of senior management and this high level of commitment to Quality is shared by all staff at MFB products who share the intent of the Quality Policy.



Great design comes from a dedicated team striving to achieve excellence in functionality and flexibility whilst still providing value for money. MFB are proud to be awarded an Australian Design Award for its 19" Rack Design.



S2005 CABINETS

The S2005 makes up one of the most comprehensive series of network, data centre and general application 19" rack systems on the market.

Designed and manufactured in Australia to be strong and robust with a 1000kg load capacity, a durable powder coated finish, and a state of the art frame design, the S2005 provides peace of mind in any situation.

The range is also continually evolving and improving with new and advanced options to ensure the product meets the demands of today's installations.



FEATURES

Frame	Heavy duty, hemlocked, load rated 1000kg
Rack Mounting Angles	Adjustable front and rear
Cable Access	Removable bottom trims front and rear & top panel gland
Bolt Down Provisions	Available in base
Venting	Vented top panel (grille pattern)

OPTIONS

Doors	180° swing, lift off hinges, LH or RH swing Single - Metal or Glass / Vented or Plain Double - Metal / Vented or Plain
Security	Multipoint Locking Swing Handles High Security Locks Door Switches
Side Panels	Snap-on with option for key locking
Roof Fan Trays	2, 4 and 6 fan versions with optional thermostat and speed controller
Roof Cabling	Cable ducts (adjustable in height)
RU Markers	Printed on mounting angles front & rear
Mobility	Castors with brake option (adds 30mm to height)
Levelling	Levelling feet (adjustable)
Stabilizing	Retractable feet at front
Lifting	Lifting eye bolts (400kg rating)
Cable Glands	Brushed
Baying	Bayable in rows

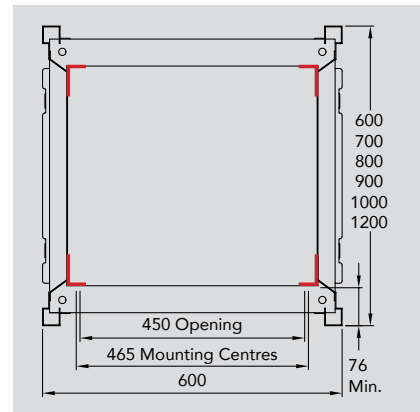
FINISH

Frame	<div style="display: flex; align-items: center;"> <div style="width: 15px; height: 15px; background-color: black; margin-right: 5px;"></div> <div> 34002-44 Sable Black (Other colours available upon request) </div> </div>
Panels	All components have a zinc phosphate pre-treatment prior to powder coating. <div style="margin-top: 5px;"> <div style="display: flex; align-items: center; margin-bottom: 2px;"> <div style="width: 15px; height: 15px; background-color: black; margin-right: 5px;"></div> <div>34002-44 Sable Black</div> </div> <div style="display: flex; align-items: center; margin-bottom: 2px;"> <div style="width: 15px; height: 15px; background-color: gray; margin-right: 5px;"></div> <div>34002-60 Monument</div> </div> <div style="display: flex; align-items: center; margin-bottom: 2px;"> <div style="width: 15px; height: 15px; background-color: blue; margin-right: 5px;"></div> <div>34002-61 Deep Ocean</div> </div> <div style="display: flex; align-items: center; margin-bottom: 2px;"> <div style="width: 15px; height: 15px; background-color: brown; margin-right: 5px;"></div> <div>34002-62 Dune</div> </div> <div style="display: flex; align-items: center; margin-bottom: 2px;"> <div style="width: 15px; height: 15px; background-color: tan; margin-right: 5px;"></div> <div>34002-63 Paperbark</div> </div> <div style="display: flex; align-items: center;"> <div style="width: 15px; height: 15px; background-color: white; margin-right: 5px;"></div> <div>34002-64 White</div> </div> </div>

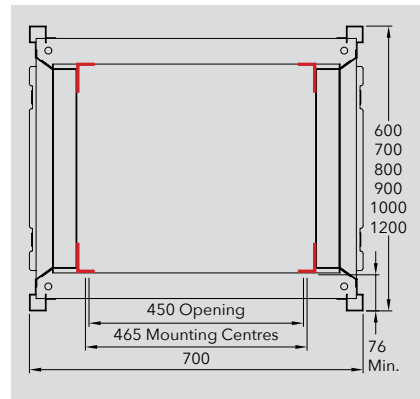
SIZES

Heights (RU)	12, 18, 27, 33, 39, 42, 45
Depths (mm)	600, 700, 800, 900, 1000, 1200
Widths (mm)	600 (19" racking) 700* 800*

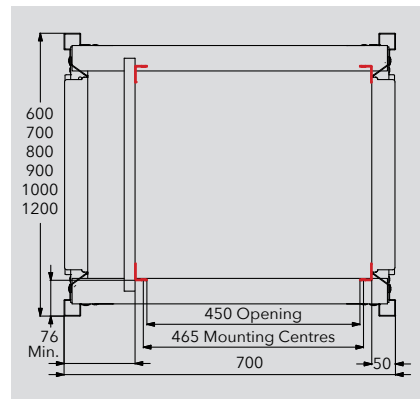
*Reducer rack available, which offers 19" mounting in a 700mm or 800mm overall width cabinets, thus providing increased cabling space at the sides for larger installation.



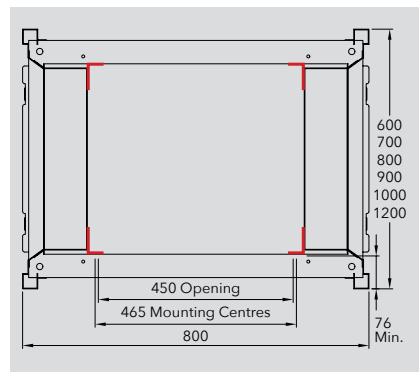
600 Wide



700/19" Wide



700/19" Offset



800/19" Wide

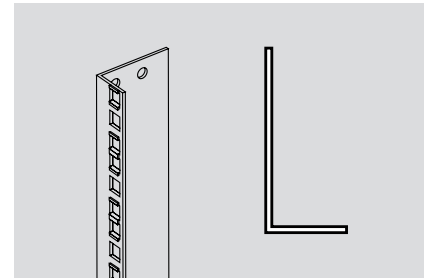
DEPTH (MM)	MAX MOUNTING DEPTH (MM)
600	448
700	548
800	648
900	748
1000	848
1200	1048

While MFB offer a large range of standard size cabinets, special sizes are available. Please discuss your needs with one of our sales representatives.

FRAMES


RU	OVERALL HEIGHT	TOTAL DEPTH	600 WIDE	KG	700/19" WIDE	KG	800/19" WIDE	KG
12	686	600	06000-01	34	06002-50	39	06002-01	42
		700	06000-02	40	06002-51	45	06002-02	48
		800	06000-03	43	06002-52	48	06002-03	51
		900	06000-04	47	06002-53	52	06002-04	55
		1000	06000-05	51	06002-54	56	06002-05	59
		1200	06000-300	56	06002-90	61	06002-41	63
18	953	600	06000-06	44	06002-55	49	06002-06	52
		700	06000-07	50	06002-56	55	06002-07	58
		800	06000-08	55	06002-57	60	06002-08	63
		900	06000-09	59	06002-58	64	06002-09	67
		1000	06000-10	63	06002-59	68	06002-10	71
		1200	06000-301	67	06002-91	72	06002-42	75
27	1353	600	06000-11	59	06002-65	64	06002-11	68
		700	06000-12	65	06002-66	70	06002-12	74
		800	06000-13	73	06002-67	78	06002-13	82
		900	06000-14	77	06002-68	82	06002-14	86
		1000	06000-15	81	06002-69	86	06002-15	90
		1200	06000-303	85	06002-93	90	06002-44	94
33	1619	600	06000-16	69	06002-70	74	06002-16	80
		700	06000-17	75	06002-71	80	06002-17	87
		800	06000-18	83	06002-72	88	06002-18	95
		900	06000-19	87	06002-73	92	06002-19	99
		1000	06000-20	91	06002-74	96	06002-20	103
		1200	06000-304	95	06002-94	100	06002-45	107
39	1886	600	06000-21	79	06002-75	84	06002-21	90
		700	06000-22	86	06002-76	91	06002-22	98
		800	06000-23	96	06002-77	101	06002-23	108
		900	06000-24	100	06002-78	105	06002-24	112
		1000	06000-25	104	06002-79	109	06002-25	116
		1200	06000-305	108	06002-95	113	06002-46	120
42	2019	600	06000-26	84	06002-80	89	06002-26	96
		700	06000-27	91	06002-81	96	06002-27	104
		800	06000-28	102	06002-82	107	06002-28	115
		900	06000-29	106	06002-83	111	06002-29	119
		1000	06000-30	110	06002-84	115	06002-30	123
		1200	06000-306	114	06002-96	119	06002-47	127
45	2153	600	06000-31	89	06002-85	94	06002-31	101
		700	06000-32	97	06002-86	102	06002-32	109
		800	06000-33	109	06002-87	114	06002-33	121
		900	06000-34	113	06002-88	118	06002-34	125
		1000	06000-35	117	06002-89	122	06002-35	129
		1200	06000-307	121	06002-97	126	06002-48	133

MOUNTING ANGLES



TYPE A PROFILE (STANDARD)

RU	CODE	RU PRINTED
12	12008-43	02015-01
18	12008-07	02015-02
27	12008-01	02015-03
33	12008-45	02015-04
39	12008-03	02015-05
42	12008-21	02015-07
45	12008-05	02015-06



TYPE C PROFILE (OPTIONAL)

RU	CODE	RU PRINTED
12	12009-19	02015-10
18	12009-15	02015-11
27	12009-01	02015-12
33	12009-39	02015-13
39	12009-03	02015-14
42	12009-21	02015-16
45	12009-05	02015-15



RU Printed Mounting Angle

The Series 2005 Cabinet generally conforms to IEC 60297 and AS1939 practice. Weights are for Frame sides, 2 metal doors & Mounting angles.

DOORS

These innovatively designed doors are a feature of the S2005 cabinet range. The unique box fold on both sides of the door was developed employing state of the art bending technology and machinery that provided the platform for the development of these doors. This technique ensures that the doors will be both light and strong.

The S2005 cabinet glass doors feature an adhesive seal which is directly applied onto the door surface, creating a secure mount design between the metal frame and glass. An acrylic alternative is optional.

Apart from the double doors all are fitted with left hand hinges, unless right hand is requested. All hinges allow the door to swing a full 180 degrees and the door can be lifted off once it has swung past 90 degrees. The lift off feature and the double doors are useful when the cabinets are sited in a confined space e.g.. In a passageway.

All lock systems are concealed within the unique box fold design. Standard locks are single point. The double doors are fitted with 3 point locking. For increased security, doors can be fitted with a different key number, an individual lock system, or a registered BiLock / Abloy locking system. In all cases, these lock styles can be supplied fitted to 3 point locking systems.

On vented glazed doors venting is provided down both sides of the window, while the metal doors have significant punching to achieve maximum airflow over the entire door surface.

The finish on doors is a powder coat and can be colour matched to the side panels, or existing cabinets.




Plain




Double




Glazed



Glazed - Vented



Vented



Double - Vented

DOORS

RU	TYPE	VENTING	LH 600	RH 600	LH 700	RH 700	LH 800	RH 800	
12*	Metal Lockable	Plain	06003-01	06003-40	06003-130	06003-131	06003-20	06003-50	
		Vented	06101-40	06101-41	06101-60	06101-61	06101-80	06101-81	
	Glass Lockable	Plain	06003-150	06003-170	06003-190	06003-191	06003-160	06003-180	
		Vented	06003-210	06003-226	06003-242	06003-243	06003-218	06003-234	
	18	Metal Lockable	Plain	06003-02	06003-41	06003-132	06003-133	06003-21	06003-51
			Vented	06101-42	06101-43	06101-62	06101-63	06101-82	06101-83
Double Doors		Plain	06010-06	06010-06	06010-09	06010-09	06010-18	06010-18	
		Vented	06010-27	06010-27	06010-36	06010-36	06010-45	06010-45	
Glass Lockable		Plain	06003-151	06003-171	06003-192	06003-193	06003-161	06003-181	
		Vented	06003-211	06003-227	06003-244	06003-245	06003-219	06003-235	
27		Metal Lockable	Plain	06003-03	06003-42	06003-136	06003-137	06003-22	06003-52
			Vented	06101-44	06101-45	06101-64	06101-65	06101-84	06101-85
		Double Doors	Plain	06010-01	06010-01	06010-10	06010-10	06010-19	06010-19
			Vented	06010-28	06010-28	06010-37	06010-37	06010-46	06010-46
		Glass Lockable	Plain	06003-152	06003-172	06003-196	06003-197	06003-162	06003-182
			Vented	06003-212	06003-228	06003-248	06003-249	06003-220	06003-236
33	Metal Lockable	Plain	06003-04	06003-43	06003-138	06003-139	06003-23	06003-53	
		Vented	06101-46	06101-47	06101-66	06101-67	06101-86	06101-87	
	Double Doors	Plain	06010-02	06010-02	06010-11	06010-11	06010-20	06010-20	
		Vented	06010-29	06010-29	06010-38	06010-38	06010-47	06010-47	
	Glass Lockable	Plain	06003-153	06003-173	06003-198	06003-199	06003-163	06003-183	
		Vented	06003-213	06003-229	06003-250	06003-251	06003-221	06003-237	
39	Metal Lockable	Plain	06003-05	06003-44	06003-140	06003-141	06003-24	06003-54	
		Vented	06101-48	06101-49	06101-68	06101-69	06101-88	06101-89	
	Double Doors	Plain	06010-03	06010-03	06010-12	06010-12	06010-21	06010-21	
		Vented	06010-30	06010-30	06010-39	06010-39	06010-48	06010-48	
	Glass Lockable	Plain	06003-154	06003-174	06003-200	06003-201	06003-164	06003-184	
		Vented	06003-214	06003-230	06003-252	06003-253	06003-222	06003-238	
42	Metal Lockable	Plain	06003-06	06003-45	06003-142	06003-143	06003-25	06003-55	
		Vented	06101-50	06101-51	06101-70	06101-71	06101-90	06101-91	
	Double Doors	Plain	06010-04	06010-04	06010-13	06010-13	06010-22	06010-22	
		Vented	06010-31	06010-31	06010-40	06010-40	06010-49	06010-49	
	Glass Lockable	Plain	06003-155	06003-175	06003-202	06003-203	06003-165	06003-185	
		Vented	06003-215	06003-231	06003-254	06003-255	06003-223	06003-239	
45	Metal Lockable	Plain	06003-07	06003-46	06003-144	06003-145	06003-26	06003-56	
		Vented	06101-52	06101-53	06101-72	06101-73	06101-92	06101-93	
	Double Doors	Plain	06010-05	06010-05	06010-14	06010-14	06010-23	06010-23	
		Vented	06010-32	06010-32	06010-41	06010-41	06010-50	06010-50	
	Glass Lockable	Plain	06003-156	06003-176	06003-204	06003-205	06003-166	06003-186	
		Vented	06003-216	06003-232	06003-256	06003-257	06003-224	06003-240	

*Double Doors not available in 12RU.
All doors are available in non-lockable magnetic if required, please ask our sales staff for information.

DOOR OPTIONS



LIFT & SWING HANDLE

All S2005 series doors are available with a “lift & swing” handle; this handle may be linked to either a single-point lock, multi-point lock rods or Bi-lock.

NOTE: Please contact our sales staff for further information.



SMARTLOCK HANDLE

IP addressable smartlock systems are available for the S2005 range of doors. Providing flexibility, remote locking and traceability, the smartlock system with temperature and humidity sensing, can be fitted to all door configurations.

NOTE: Please contact our sales staff for further information.



MULTI-POINT

For added security, an optional multi-point locking system is available. The standard centre lock flag is retained and is coupled to rods; which lock the top and bottom of the door. Security with the multipoint systems can be further upgraded by the addition of ‘BiLock’ or similar locks.



BILOCKS

BiLocks may be specified when added security is a requirement. They can be keyed to a series with a master key and can be fitted to all sides and doors.

NOTE: Please contact our sales staff for further information.



SEAL KIT

This seal kit enables a higher level of protection from dust and water on the S2005 range of cabinets. When seal is fitted to all doors and sides of the cabinet, and when used in conjunction with the plain top panel, it provides protection of around IP34.

RU	CODE
12	06018-15
18	06018-15
27	06018-01
33	06018-02
39	06018-03
42	06018-04
45	06018-05

RU	CODE
12	06024-01
18	06024-02
27	06024-03
39	06024-05
42	06024-06
45	06024-07

PANELS



SIDE PANELS

Fitted when required. They come with slam type latches which are positioned at a workable height making them ergonomically friendly to use. Standard or BiLock type locks can be added for increased security.

SIDE PANEL LOCK

CODE 37003-01



DIVIDER PANELS

Can be used when cabinets are bayed together & access needs to be isolated between the rack or when ventilation needs to be controlled. Only one panel is required per pair of Cabinets.

NOTE: Please contact our sales staff for product codes.



3RU & 6RU SIDE CABLE ENTRY PANELS

Allow cable access without imposing restrictions on the removable side panels.

The Base Side Cable Entry panels are made up as follows:

12RU 3RU Infil and 9RU Side
 18RU 6RU Infil and 12RU Side
 27RU 3RU Infil and 24RU Side
 33RU 6RU Infil and 27RU Side

39RU 6RU Infil and 33RU Side
 42RU 3RU Infil and 39RU Side
 45RU 6RU Infil and 39RU Side



REAR PANELS

Restrict access to the cabinet when a door is not required.

PANELS

RU	TOTAL DEPTH	SIDE PANEL		
		STANDARD	DIVIDER	CABLE ENTRY
12	600	06006-01	06015-01	06016-01
	700	06006-02	06015-02	06016-02
	800	06006-03	06015-03	06016-03
	900	06006-04	06015-24	06016-22
	1000	06006-05	06015-25	06016-23
	1200*	2x06006-01	2x06015-01	2x06016-01
18	600	06006-06	06015-04	06016-04
	700	06006-07	06015-05	06016-05
	800	06006-08	06015-06	06016-06
	900	06006-09	06015-26	06016-24
	1000	06006-10	06015-27	06016-25
	1200*	2x06006-06	2x06015-04	2x06016-04
27	600	06006-11	06015-07	06016-07
	700	06006-12	06015-08	06016-08
	800	06006-13	06015-09	06016-09
	900	06006-14	06015-28	06016-26
	1000	06006-15	06015-29	06016-27
	1200*	2x06006-11	2x06015-07	2x06016-07
33	600	06006-16	06015-10	06016-19
	700	06006-17	06015-11	06016-20
	800	06006-18	06015-12	06016-21
	900	06006-19	06015-30	06016-34
	1000	06006-20	06015-31	06016-35
	1200*	2x06006-16	2x06015-10	2x06016-19
39	600	06006-21	06015-13	06016-10
	700	06006-22	06015-14	06016-11
	800	06006-23	06015-15	06016-12
	900	06006-24	06015-32	06016-28
	1000	06006-25	06015-33	06016-29
	1200*	2x06006-21	2x06015-13	2x06016-10
42	600	06006-26	06015-16	06016-13
	700	06006-27	06015-17	06016-14
	800	06006-28	06015-18	06016-15
	900	06006-29	06015-34	06016-30
	1000	06006-30	06015-35	06016-31
	1200*	2x06006-26	2x06015-16	2x06016-13
45	600	06006-31	06015-19	06016-16
	700	06006-32	06015-20	06016-17
	800	06006-33	06015-21	06016-18
	900	06006-34	06015-22	06016-32
	1000	06006-35	06015-23	06016-33
	1200*	2x06006-31	2x06015-19	2x06016-16

REAR PANEL	
WIDTHS	STANDARD
600	06014-01
700	06014-15
800	06014-02
-	-
-	-
-	-
600	06014-03
700	06014-16
800	06014-04
-	-
-	-
-	-
600	06014-05
700	06014-18
800	06014-06
-	-
-	-
-	-
600	06014-07
700	06014-19
800	06014-08
-	-
-	-
-	-
600	06014-09
700	06014-20
800	06014-10
-	-
-	-
-	-
600	06014-11
700	06014-21
800	06014-12
-	-
-	-
-	-
600	06014-13
700	06014-22
800	06014-14
-	-
-	-
-	-

*For 1200 deep cabinets, dual 600 deep sides are used.



S2005B CABINETS

The S2005B is a cabinet with integrated mounting angles within the front columns. This provides a reduced setback for equipment while effectively integrating air management.

The columns complement all existing configurations, and they may be specified in all 600, 700, and 800 wide cabinets, which may then be bayed with any of the S2005 range being the same height & depth.

These cabinets can be configured with the integrated mounting angle at the front only, or front and rear, and produce a setback of just 45mm thus ensuring maximum usable depth. Intended for use where ready access to equipment is a primary requirement. Radio, TV, and Recording Studios are good examples of this application.

Should doors be required, all of the S2005 range of doors may be considered, in either glass, metal or glazed.

FEATURES

Frame	Heavy duty, hemlocked, load rated 1000kg
Rack Mounting Angles	Adjustable at rear where ordered
Cable Access	Removable bottom trims front and rear & top panel gland
Bolt Down Provisions	Available in base
Venting	Vented top panel (grille pattern)

OPTIONS

Doors	180° swing, lift off hinges, LH or RH swing Single - Metal or Glass / Vented or Plain Double - Metal / Vented or Plain
Security	Multipoint Locking Swing Handles High Security Locks Door Switches
Side Panels	Snap-on with option for key locking
Roof Fan Trays	2, 4 and 6 fan versions with optional thermostat and speed controller
Roof Cabling	Cable ducts (adjustable in height)
RU Markers	Printed on mounting angles at rear
Mobility	Castors with brake option (adds 30mm to height)
Levelling	Levelling feet (adjustable)
Stabilizing	Retractable feet at front
Lifting	Lifting eye bolts (400kg rating)
Cable Glands	Brushed
Baying	Bayable in rows

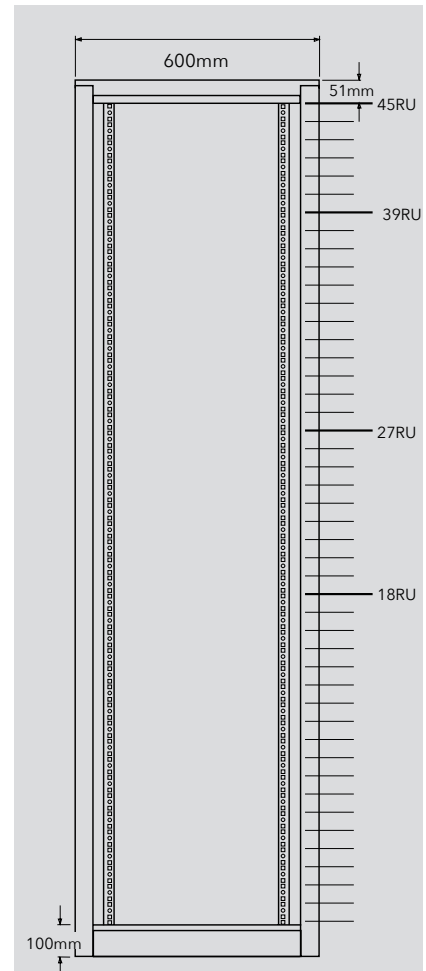
FINISH

Frame	<div style="display: flex; align-items: center;"> <div style="width: 15px; height: 15px; background-color: black; margin-right: 5px;"></div> 34002-44 Sable Black (Other colours available upon request) </div>
Panels	All components have a zinc phosphate pre-treatment prior to powder coating. <ul style="list-style-type: none"> <div style="display: flex; align-items: center; margin-bottom: 5px;"> <div style="width: 15px; height: 15px; background-color: black; margin-right: 5px;"></div> 34002-44 Sable Black </div> <div style="display: flex; align-items: center; margin-bottom: 5px;"> <div style="width: 15px; height: 15px; background-color: gray; margin-right: 5px;"></div> 34002-60 Monument </div> <div style="display: flex; align-items: center; margin-bottom: 5px;"> <div style="width: 15px; height: 15px; background-color: blue; margin-right: 5px;"></div> 34002-61 Deep Ocean </div> <div style="display: flex; align-items: center; margin-bottom: 5px;"> <div style="width: 15px; height: 15px; background-color: brown; margin-right: 5px;"></div> 34002-62 Dune </div> <div style="display: flex; align-items: center; margin-bottom: 5px;"> <div style="width: 15px; height: 15px; background-color: tan; margin-right: 5px;"></div> 34002-63 Paperbark </div> <div style="display: flex; align-items: center;"> <div style="width: 15px; height: 15px; background-color: white; margin-right: 5px;"></div> 34002-64 White </div>

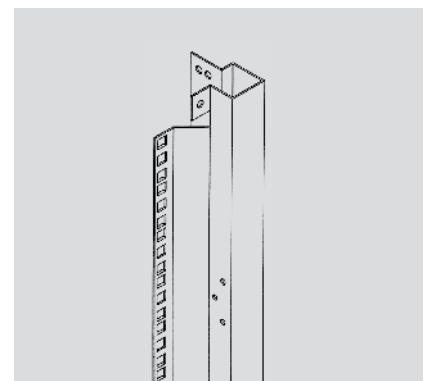
SIZES

Heights (RU)	12, 18, 27, 33, 39, 42, 45
Depths (mm)	600, 700, 800, 900, 1000, 1200
Widths (mm)	600 (19" racking) 700* 800*

*Reducer rack available, which offers 19"-mounting in a 700mm or 800mm overall width cabinets, thus providing increased cabling space at the sides for larger installation.



Front Elevation



Front column showing integrated front rack mounting angle

DEPTH (MM)	MAX MOUNTING DEPTH (MM)
600	479
700	579
800	679
900	779
1000	879
1200	1079



TYPE A CABINETS

The Original Australian Design Award 19" Cabinets are suited to office and computer room environments. A variety of heights, widths and depths, with load ratings to 1000kgs, they are a bolt together design which allows flat packing for freight purposes.

Other features include the unique raised top panel for venting and the externally mounted lift off side panels.



19" Rack Cabinets
Licence No. 84394

FEATURES

Frame	Heavy duty, bolted, load rated 1000kg
Rack Mounting Angles	Adjustable front and rear
Cable Access	Removable bottom trims front and rear & top panel gland
Bolt Down Provisions	Available in base
Assembly	Bolt together construction Can be supplied in kit form

OPTIONS

Doors	180° swing, lift off hinges, LH or RH swing Single - Metal or Glass / Vented or Plain Double - Metal / Vented or Plain
Security	Multipoint Locking Swing Handles High Security Locks Door Switches
Roof Fan Trays	2, 4 and 6 fan versions with optional thermostat and speed controller
Roof Cabling	Cable ducts (adjustable in height)
RU Markers	Printed on mounting angles front & rear
Mobility	Castors with brake option (adds 30mm to height)
Levelling	Levelling feet (adjustable)
Stabilizing	Retractable feet at front
Lifting	Lifting eye bolts (400kg rating)
Cable Glands	Brushed
Baying	Bayable in rows

FINISH

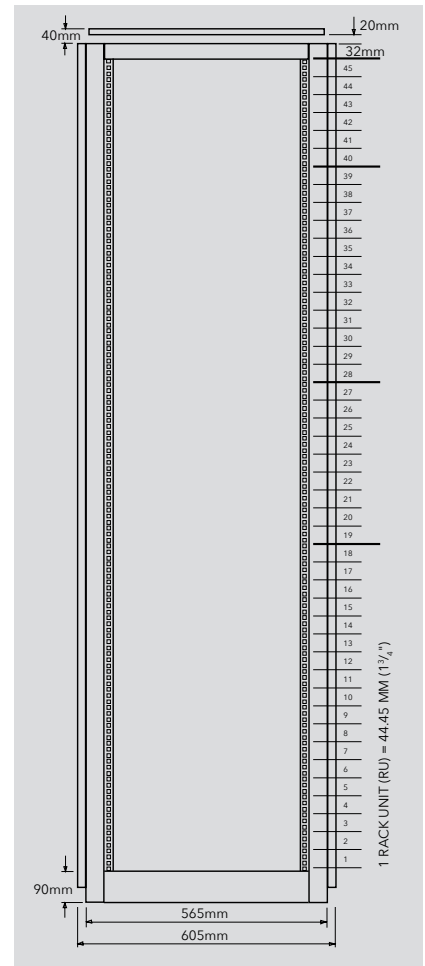
Frame	<div style="display: flex; align-items: center;"> <div style="width: 15px; height: 15px; background-color: black; margin-right: 5px;"></div> 34002-44 Sable Black </div> (Other colours available upon request)
Panels	All components have a zinc phosphate pre-treatment prior to powder coating. <ul style="list-style-type: none"> <div style="display: flex; align-items: center; margin-bottom: 2px;"> <div style="width: 15px; height: 15px; background-color: black; margin-right: 5px;"></div> 34002-44 Sable Black </div> <div style="display: flex; align-items: center; margin-bottom: 2px;"> <div style="width: 15px; height: 15px; background-color: gray; margin-right: 5px;"></div> 34002-60 Monument </div> <div style="display: flex; align-items: center; margin-bottom: 2px;"> <div style="width: 15px; height: 15px; background-color: darkblue; margin-right: 5px;"></div> 34002-61 Deep Ocean </div> <div style="display: flex; align-items: center; margin-bottom: 2px;"> <div style="width: 15px; height: 15px; background-color: lightgray; margin-right: 5px;"></div> 34002-62 Dune </div> <div style="display: flex; align-items: center; margin-bottom: 2px;"> <div style="width: 15px; height: 15px; background-color: gold; margin-right: 5px;"></div> 34002-63 Paperbark </div> <div style="display: flex; align-items: center; margin-bottom: 2px;"> <div style="width: 15px; height: 15px; background-color: white; margin-right: 5px;"></div> 34002-64 White </div>

SIZES

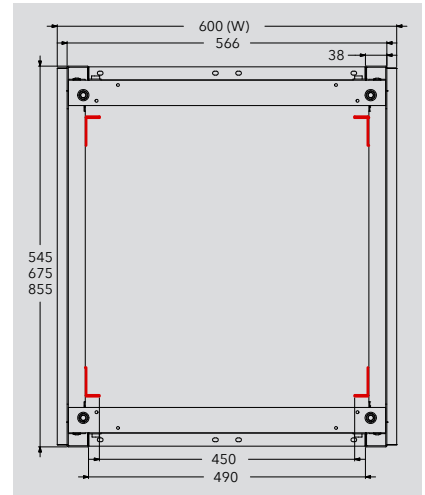
Heights (RU)	12, 18, 24, 27, 33, 39, 45
Depths (mm)	545, 675, 855
Widths (mm)	600, 800*

*Reducer rack available, which offers 19" mounting in the 800mm overall width cabinets, thus providing increased cabling space at the sides for larger installation.

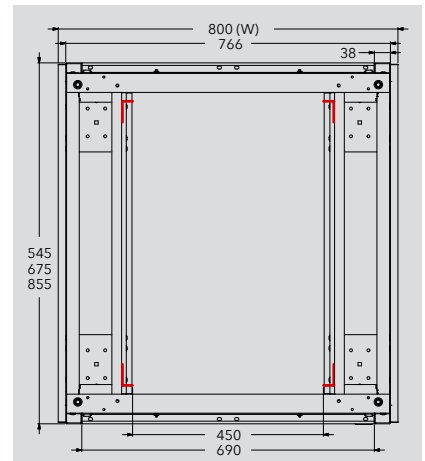
DEPTH (MM)	MAX MOUNTING DEPTH (MM)
545	405
675	535
855	715



Front Elevation



600 Wide



800/19" Wide

FRAME

RU	OVERALL HEIGHT	TOTAL DEPTH	600 CABINET	KG	800/19" CABINET	KG
12	534	545	02200-21	34	02202-01	40
		675	02200-25	40	02202-08	48
		855	02200-29	43	02202-15	51
18	800	545	02200-22	44	02202-02	52
		675	02200-26	50	02202-09	58
		855	02200-30	55	02202-16	63
24	1067	545	02200-23	54	02202-03	63
		675	02200-27	60	02202-10	69
		855	02200-31	67	02202-17	76
27	1200	545	02200-01	59	02202-04	68
		675	02200-04	65	02202-11	74
		855	02200-07	73	02202-18	82
33	1467	545	02200-24	69	02202-05	80
		675	02200-28	75	02202-12	87
		855	02200-32	83	02202-19	95
39	1734	545	02200-02	79	02202-06	90
		675	02200-05	86	02202-13	98
		855	02200-08	96	02202-20	108
45	2000	545	02200-03	89	02202-07	101
		675	02200-06	97	02202-14	109
		855	02200-09	109	02202-21	121

DOORS

These innovatively designed doors are a feature of the Type A cabinet range. The unique box fold on both sides of the door was developed employing state of the art bending technology and machinery that provided the platform for the development of these doors. This technique ensures that the doors will be both light and strong.

The Type A cabinet glass doors feature an adhesive seal which is directly applied onto the door surface, creating a secure mount design between the metal frame and glass. An acrylic alternative is optional.

Apart from the double doors all are fitted with left hand hinges, unless right hand is requested. All hinges allow the door to swing a full 180 degrees and the door can be lifted off once it has swung past 90 degrees. The lift off feature and the double doors are useful when the cabinets are sited in a confined space e.g.. In a passageway.

All lock systems are concealed within the unique box fold design. Standard locks are single point. The double doors are fitted with 3 point locking. For increased security, doors can be fitted with a different key number, an individual lock system, or a registered BiLock / Abloy locking system. In all cases, these lock styles can be supplied fitted to 3 point locking systems.

On vented glazed doors venting is provided down both sides of the window, while the metal doors have significant punching to achieve maximum airflow over the entire door surface.

The finish on doors is a powder coat and can be colour matched to the side panels, or existing cabinets.

PANELS



Plain Top Panel



Vented Top Panel



Grilled Top Panel

The Type A Rack Cabinet generally conforms to IEC 60297 and AS1939 practice. Weights are for Frame sides, 2 metal doors & Mounting angles.

YOUR DATA SOLUTION



Data Centres

When it comes to data centres security and reliability are two key priorities, MFB Products strive to provide this and more. By presenting MFB with your specific plan and applying our knowledge, innovative solutions and a hands on approach an effective data centre can be achieved.

Experienced Design and Sales Teams

We have been providing solutions to industries across Australia and beyond for over 50 years. A solution provider, we have knowledge gained and the most comprehensive range of enclosure products to support your applications.

- ✓ Security (IP Addressable Handles, BiLocks, Lift and Swing)
- ✓ Open Style Vented Doors
- ✓ Cooling Solutions
- ✓ Cold & Hot Isle Configurations
- ✓ Custom Design and Technical Capabilities
- ✓ Intelligent Power Rails
- ✓ Bayed Together with Air Deflection Systems
- ✓ Cable Management and Fibre Solutions
- ✓ Australian Made and Quality Certified
- ✓ Cable Entry with Brush Sealed Options

Tailored for You.



DESIGNERS & MANUFACTURERS
OF 19" RACK SYSTEMS



AUSTRALIAN MADE
MAKES AUSTRALIA





CO- LOCATION CABINETS

The Co-Location Cabinet are designed with separate compartments. Each compartment is secured from the others by using heavy duty vented divider shelves.

Frames can be divided into 2, 3 or 4 equal sections. Glazed metal doors are available in plain and vented versions. Security key combinations can be used including BiLocks and master key systems.

Each compartment is completely isolated and can function independently. All mounting angles are fully adjustable within each section. All horizontal divider panels are vented to assist with airflow and for compartment security the side panels can be supplied lockable.

Frames are available in a single bay, or double bay with a central cable ducting zone and make them suitable application for data centres.








FEATURES

Frame	Heavy duty, hemlocked
Rack Mounting Angles	Adjustable front & rear (4 per zone)
Compartments	Secured Cable entry provided Available in 1 (45RU), 2 (21RU), 3 (14RU) and 4 (10RU) compartment configurations
Venting	Divider shelves Top panel Under floor
Central Cable Zone	200mm wide lockable (on double width configurations)

OPTIONS

Doors	180° swing, lift off hinges, LH or RH swing Single - Metal or Glass / Vented or Plain Double - Metal / Vented or Plain
Security	BiLocks Master Key System Multipoint Locking Swing Handles High Security Locks Door Switches
Side Panels	Snap-on with option for key locking
Roof Fan Trays	2, 4 and 6 fan versions with optional thermostat and speed controller
Roof Cabling	Cable ducts (adjustable in height)
RU Markers	Printed on mounting angles front & rear
Mobility	Castors with brake option (adds 30mm in height)
Levelling	Levelling feet (adjustable)
Stabilizing	Retractable feet at front
Lifting	Lifting eye bolts (400kg rating)
Cable Glands	Brushed
Baying	Bayable in rows

FINISH

Frame	 34002-44 Sable Black (Other colours available upon request)
Panels	<p>All components have a zinc phosphate pre-treatment prior to powder coating.</p>  34002-44 Sable Black  34002-60 Monument  34002-61 Deep Ocean  34002-62 Dune  34002-63 Paperbark  34002-64 White



ETSI RACK CABINETS

The European Telecommunications Standards Institute (ETSI) has developed a standard for cabinets which house conforming comms equipment.

Whilst the ETSI standard dictates specific requirements, customer variations on external sizes and internal features are commonly demanded. These can include 800 wide reduced styles, special depths up to 1200mm and specially dual ETSI/ 19"formats.

FEATURES

Frame	Hemlocked
Rack Mounting Angles	Adjustable front and rear
Cable Access	Rear and top panel gland
Venting	Vented top panel
Certification	ETSI (European Telecommunication Standards Institute) ETSI EN300

OPTIONS

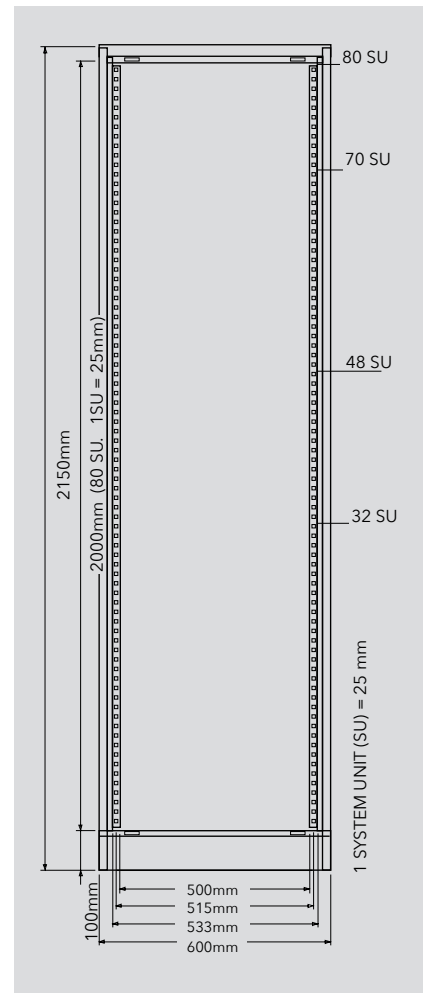
Doors	180° swing, lift off hinges, LH or RH swing Single - Metal or Glass / Vented or Plain Double - Metal / Vented or Plain
Side Panels	Snap-on with option for key locking
Roof Fan Trays	2,4,6 fan versions with optional Thermostat and Speed Controller
RU Markers	Printed on mounting angles front & rear
Levelling	Levelling feet adjustable
Cable Glands	Brushed

FINISH

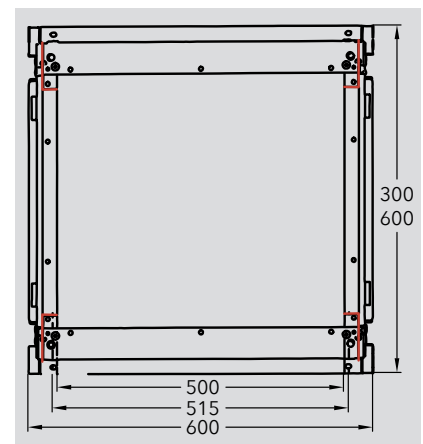
Frame	<div style="display: flex; align-items: center;"> <div style="width: 15px; height: 15px; background-color: black; margin-right: 5px;"></div> <div> <p>34002-44 Sable Black (Other colours available upon request)</p> </div> </div>
Panels	<p>All components have a zinc phosphate pre-treatment prior to powder coating.</p> <div style="display: flex; flex-direction: column; gap: 5px;"> <div style="display: flex; align-items: center;"> <div style="width: 15px; height: 15px; background-color: black; margin-right: 5px;"></div> <div>34002-44 Sable Black</div> </div> <div style="display: flex; align-items: center;"> <div style="width: 15px; height: 15px; background-color: gray; margin-right: 5px;"></div> <div>34002-60 Monument</div> </div> <div style="display: flex; align-items: center;"> <div style="width: 15px; height: 15px; background-color: blue; margin-right: 5px;"></div> <div>34002-61 Deep Ocean</div> </div> <div style="display: flex; align-items: center;"> <div style="width: 15px; height: 15px; background-color: #c0c0c0; margin-right: 5px;"></div> <div>34002-62 Dune</div> </div> <div style="display: flex; align-items: center;"> <div style="width: 15px; height: 15px; background-color: #a08040; margin-right: 5px;"></div> <div>34002-63 Paperbark</div> </div> <div style="display: flex; align-items: center;"> <div style="width: 15px; height: 15px; background-color: white; margin-right: 5px; border: 1px solid black;"></div> <div>34002-64 White</div> </div> </div>

SIZES

Heights (SU)	32, 48, 70, 80
Depths (mm)	300, 600
Widths (mm)	600



Front Elevation



600 Wide

While MFB offer a large range of standard size cabinets, special sizes are available. Please discuss your needs with one of your sales representatives.



COLD AISLE CONTAINMENT

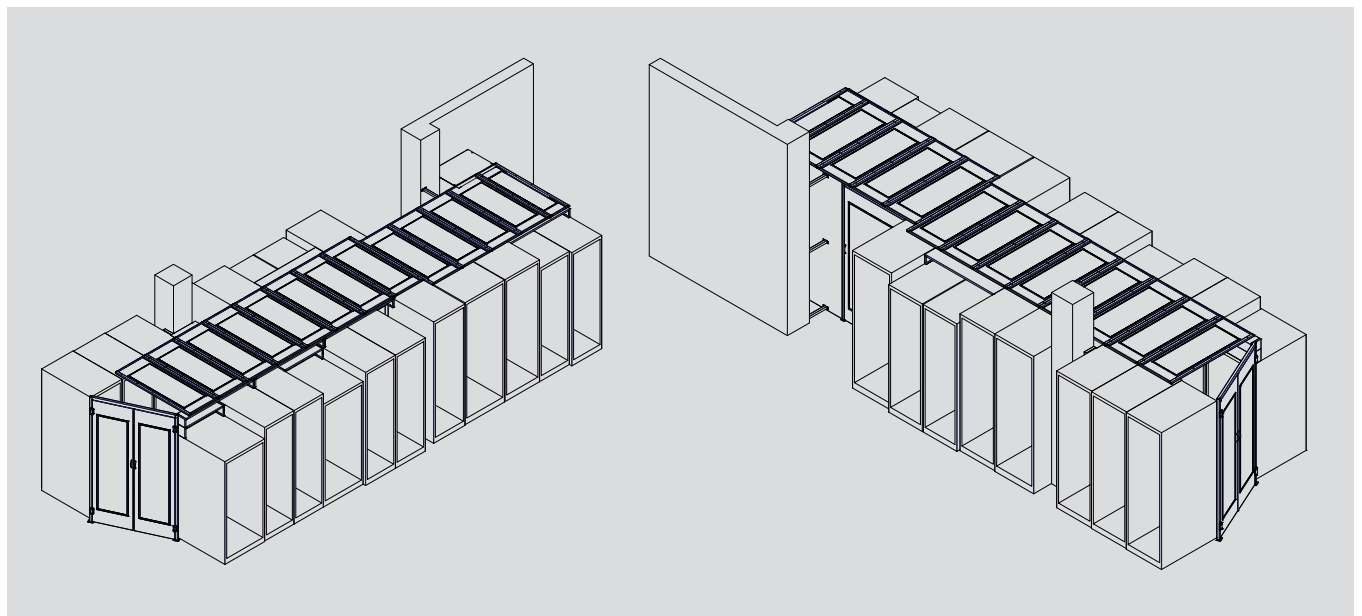
A Cold Aisle Containment System is the most efficient cost effective method of heat removal from cabinets operating in a data room. The system is designed for the S2005 range of data cabinets and is a modular system which builds a room around 2 rows of cabinets.

FEATURES

Easy Installation	Interlocking roof panels and end row door kits
Efficiency	Air seals on all tops and end doors
Ambient Lighting	Clear windows on aisle top panels and end doors
Modular	Increase or decrease rows with ease
End Doors	Fitted with auto-close as standard

FINISH

Frame	<div style="display: flex; align-items: center;"> <div style="width: 15px; height: 15px; background-color: black; margin-right: 5px;"></div> 34002-44 Sable Black (Other colours available upon request) </div>
Panels	All components have a zinc phosphate pre-treatment prior to powder coating. <ul style="list-style-type: none"> <div style="display: flex; align-items: center; margin-bottom: 2px;"> <div style="width: 15px; height: 15px; background-color: black; margin-right: 5px;"></div> 34002-44 Sable Black </div> <div style="display: flex; align-items: center; margin-bottom: 2px;"> <div style="width: 15px; height: 15px; background-color: gray; margin-right: 5px;"></div> 34002-60 Monument </div> <div style="display: flex; align-items: center; margin-bottom: 2px;"> <div style="width: 15px; height: 15px; background-color: darkblue; margin-right: 5px;"></div> 34002-61 Deep Ocean </div> <div style="display: flex; align-items: center; margin-bottom: 2px;"> <div style="width: 15px; height: 15px; background-color: lightgray; margin-right: 5px;"></div> 34002-62 Dune </div> <div style="display: flex; align-items: center; margin-bottom: 2px;"> <div style="width: 15px; height: 15px; background-color: #c0c0c0; margin-right: 5px;"></div> 34002-63 Paperbark </div> <div style="display: flex; align-items: center;"> <div style="width: 15px; height: 15px; background-color: white; margin-right: 5px;"></div> 34002-64 White </div>



Using this modular system significantly increases the efficiency of the under floor cooling provided within the Data Centre. The cool air can now flow into the Containment area where it is drawn through the equipment and expelled out the rear, now the air is more effectively utilised. In some cases a reduction in the cooling energy within the data centre can be achieved.

The system is made up of roof panels, and sliding doors which are fitted to each end, creating an energy efficient temperature controlled room within a data centre environment. It is designed to maintain efficient temperature control at the front of the cabinets, where the equipment needs it. The Containment System comes with modular roof panels which are glazed with clear acrylic. The roof allows the existing building lighting to be utilized without the need for

additional lights. Provisions for fire motoring and suppression systems can be included within the roof panels.

The ends of the Containment System are fitted with sliding doors which are also glazed in clear acrylic. The system can be configured to any number of cabinets which face each other. To maintain an efficient use of the cool air, all gaps around the equipment must be closed, this means the air has no option but to go through the equipment. Additional components are available for the Cabinets like infill panels and blanking panels.

The modular design means expansion to the containment area can be achieved by adding more roof panels when new racks are installed.

MFB have gained much experience in manufacturing systems to suit other manufacturer's cabinets. Talk to the sales team about creating your custom solution.



S280 INDUSTRIAL CABINETS (IP66)

The S280 Industrial range is an enclosure designed for harsh or tough indoor and outdoor environments. Suited to process control applications, remote site applications, and anywhere that demands a high level of protection for equipment.

FEATURES

Dust & Moisture	IP66 rated*
Frame	Heavy duty, continuous seam welded 1000kg load rated
Plinth	Standard 90mm high
Levelling	Levelling feet - Standard
Bolt Down Provisions	Standard
Doors	Fitted with wind stops Concealed multipoint hinges Protected multipoint locking system Lift and swing handle with key lock LH to RH reversible 180° swing *6RU & 12RU are fitted with single point locking
IP Seal	All doors and sides are sealed using purpose made Form in Place foam gaskets for a high standard IP seal rating
Rack Mounting Angle	Adjustable front & rear
Cable Access	Provided at the base combining of two 50 x 200 cut-outs fitted with cover plates
Lifting Eye Bolts	Standard - 400kg Vertical Lift Rated

* When fitted with metal doors and plain side panels

OPTIONS

Element Protection	Available in Galvaneal Zinc Seal Steel, 316 Stainless Steel or Aluminium
Knockdown Flat Pack	Available
Doors	Glazed / Metal
Gear Trays	Available fitted to the rear
Rear Panels	Available to replace a rear door
Side Panels	Removable and fitted with security screws
Weather Hood	For added protection
Venting	Louvring in the side panels or doors. Note: this will reduce the overall IP rating of the enclosure. Fans, filters and vermin protection can be fitted internally to louvres
Sun Shields	Can be installed on to all external panels
Heavy Duty Plinth	With forklift provisions
Air Conditioners	Side and roof mounted
Castor Plinth	Available
Baying	Can be bayed together
Security	High security locks, door switches

Refer to accessory section for plinths, lifting eyes etc.

SIZES

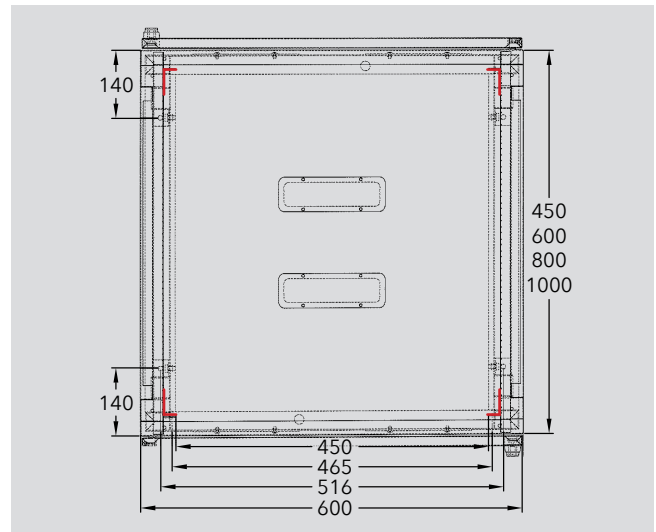
Heights (RU)	6, 12, 18, 27, 39, 42, 45
Depths (mm)	450, 600, 800, 1000
Widths (mm)	600, 800**

** Internally reduced to 19" racking.
To establish overall depth of cabinet add 25mm for each door.
Frame does not include doors or sides, these must be ordered separately.

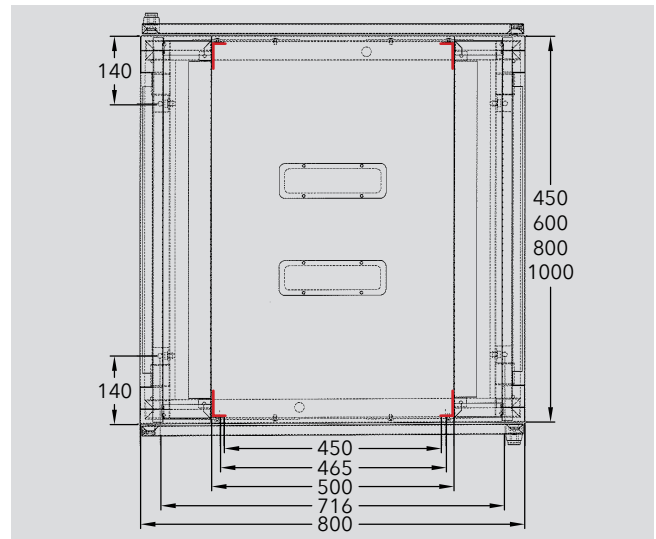
DEPTH (MM)	MAX MOUNTING DEPTH (MM)
450	440
600	590
800	790
1000	990

FINISH

Frame	34002-44 Sable Black (Other colours available upon request)
Panels	All components have a zinc phosphate pre-treatment prior to powder coating. 34002-44 Sable Black 34002-60 Monument 34002-61 Deep Ocean 34002-62 Dune 34002-63 Paperbark 34002-64 White



600 Wide



800/19" Wide

Building Enclosures for Shock and Vibration

MFB uses over 50 years of manufacturing experience to build enclosures to MIL standards for shock and vibration.

The knowledge gained during past testing and project construction of enclosures has provided MFB with the skills and manufacturing standards it must use, so all its MIL standard products will withstand the harsh environments for which they are designed for.

MFB uses this experience during the design phase to create an enclosure which can be provided with an in-house certificate of compliance for the purposes of your particular project.

Enclosures are currently being used in Military and Commercial applications and in many instances these enclosures conformed to MIL-STD-901D and MIL-STD-167 for Shock and Vibration. Alternatively MFB can arrange for enclosures to be tested. Price on application.

FRAME

DIMENSIONS			600MM WIDE CABINET SOLID SIDES				600MM WIDE CABINET REMOVABLE SIDES				800MM WIDE CABINET SOLID SIDES				800MM WIDE CABINET REMOVABLE SIDES			
RU	H	D	1 DR	KG	2 DR	KG	1 DR	KG	2 DR	KG	1 DR	KG	2 DR	KG	1 DR	KG	2 DR	KG
6	487	450	02250-01	24	02251-01	26	02252-01	25	02253-01	27	02250-50	26	02251-50	28	02252-50	27	02253-50	29
		600	02250-07	29	02251-07	31	02252-07	30	02253-07	32	02250-56	31	02251-56	33	02252-56	32	02253-56	34
		800	02250-13	35	02251-13	37	02252-13	36	02253-13	38	02250-62	37	02251-62	39	02252-62	38	02253-62	40
		1000	02250-31	42	02251-19	44	02252-31	43	02253-19	45	02250-68	44	02251-68	46	02252-68	45	02253-68	47
12	754	450	02250-02	34	02251-02	37	02252-02	36	02253-02	39	02250-51	36	02251-51	39	02252-51	38	02253-51	41
		600	02250-08	40	02251-08	43	02252-08	42	02253-08	45	02250-57	42	02251-57	45	02252-57	44	02253-57	47
		800	02250-14	48	02251-14	51	02252-14	50	02253-14	53	02250-63	50	02251-63	53	02252-63	52	02253-63	55
		1000	02250-32	60	02251-20	63	02252-32	62	02253-20	65	02250-69	62	02251-69	65	02252-69	64	02253-69	67
18	1020	450	02250-03	44	02251-03	48	02252-03	47	02253-03	51	02250-52	46	02251-52	50	02252-52	49	02253-52	53
		600	02250-09	51	02251-09	55	02252-09	54	02253-09	58	02250-58	53	02251-58	57	02252-58	56	02253-58	60
		800	02250-15	61	02251-15	65	02252-15	64	02253-15	68	02250-64	63	02251-64	67	02252-64	66	02253-64	70
		1000	02250-33	81	02251-21	89	02252-33	88	02253-21	92	02250-70	83	02251-70	91	02252-70	90	02253-70	94
27	1420	450	02250-04	60	02251-04	65	02252-04	64	02253-04	69	02250-53	62	02251-53	67	02252-53	66	02253-53	71
		600	02250-10	69	02251-10	74	02252-10	73	02253-10	78	02250-59	71	02251-59	76	02252-59	75	02253-59	80
		800	02250-16	81	02251-16	86	02252-16	85	02253-16	90	02250-65	83	02251-65	88	02252-65	87	02253-65	92
		1000	02250-34	93	02251-22	97	02252-34	95	02253-22	100	02250-71	95	02251-71	99	02252-71	98	02253-71	102
39	1954	450	02250-05	80	02251-05	87	02252-05	85	02253-05	92	02250-54	82	02251-54	89	02252-54	87	02253-54	94
		600	02250-11	92	02251-11	99	02252-11	97	02253-11	104	02250-60	94	02251-60	101	02252-60	99	02253-60	106
		800	02250-17	106	02251-17	113	02252-17	111	02253-17	118	02250-66	108	02251-66	115	02252-66	113	02253-66	120
		1000	02250-35	118	02251-23	125	02252-35	123	02253-23	130	02250-72	120	02251-72	127	02252-72	125	02253-72	132
42		450	02250-74	89	02251-74	96	02252-74	94	02253-74	101	02250-78	91	02251-78	98	02252-78	96	02253-78	103
		600	02250-75	101	02251-75	108	02252-75	106	02253-75	113	02250-79	103	02251-79	110	02252-79	108	02253-79	115
		800	02250-76	117	02251-76	122	02252-76	120	02253-76	127	02250-80	107	02251-80	124	02252-80	122	02253-80	129
		1000	02250-77	133	02251-77	135	02252-77	133	02253-77	140	02250-81	130	02251-81	137	02252-81	135	02253-81	142
45	2220	450	02250-06	90	02251-06	98	02252-06	96	02253-06	104	02250-55	92	02251-55	100	02252-55	98	02253-55	106
		600	02250-12	103	02251-12	111	02252-12	109	02253-12	117	02250-61	105	02251-61	113	02252-61	111	02253-61	119
		800	02250-18	120	02251-18	128	02252-18	126	02253-18	134	02250-67	122	02251-67	130	02252-67	128	02253-67	136
		1000	02250-36	135	02251-24	143	02252-36	141	02253-24	147	02250-73	137	02251-73	145	02252-73	143	02253-73	149

DOOR

RU	600MM		800MM	
	METAL	GLASS	METAL	GLASS
6	02080-01	02080-02	02080-20	02080-21
12	02080-03	02080-04	02080-22	02080-23
18	02080-05	02080-06	02080-24	02080-25
27	02080-07	02080-08	02080-26	02080-27
39	02080-09	02080-10	02080-28	02080-29
42	02080-15	02080-16	02080-32	02080-33
45	02080-11	02080-12	02080-30	02080-31

Note: LH hinged supplied as standard, RH hinged available upon request.

Custom Applications

Whilst MFB have an extensive range of standard IP rated enclosures, custom build enclosures can be produced to your specific needs. From cable entry ports, special size enclosures, wall mounts, swing frames, fans, louvres, sun shades or insulation, even manufactured to be supplied in knockdown form. MFB can produce the product that perfectly suits your needs.



Metal Door



Glass Door

SIDE PANELS

RU	D	STD	LOUVRES ON TOP			LOUVRES AT BOTTOM			PROVISIONS TO MOUNT AIR CONDITIONER (SEIFERT MODEL)						
			1 FAN	2 FAN	4 FAN	1 FAN	2 FAN	4 FAN	KG4305, KG4308, KG4310	KG4268	KG4269	KG4270	KG4272	KG4274	
6	450	02084-01	-	-	-	-	-	-	-	-	-	-	-	-	-
	600	02084-07	-	-	-	-	-	-	-	-	-	-	-	-	-
	800	02084-13	-	-	-	-	-	-	-	-	-	-	-	-	-
	1000	02084-20	-	-	-	-	-	-	-	-	-	-	-	-	-
12	450	02084-02	02086-09	-	-	02086-58	-	-	-	-	-	-	-	-	-
	600	02084-08	02086-10	-	-	02086-59	-	-	-	-	-	-	-	-	-
	800	02084-14	02086-11	02086-12	02086-13	02086-60	02086-61	02086-62	-	-	-	-	-	-	-
	1000	02084-21	02086-38	02086-39	02086-40	02086-87	02086-88	02086-89	-	-	-	-	-	-	-
18	450	02084-03	02086-01	02086-04	-	02086-50	02086-53	-	-	-	-	-	-	-	-
	600	02084-09	02086-02	02086-05	02086-07	02086-51	02086-54	02086-56	02084-88	02084-127	02084-38	-	-	-	-
	800	02084-15	02086-03	02086-06	02086-08	02086-52	02086-55	02086-57	02084-89	02084-128	02084-39	-	-	-	-
	1000	02084-22	02086-41	02086-42	02086-43	02086-90	02086-91	02086-92	02084-90	02084-129	02084-64	-	-	-	-
27	450	02084-04	02086-14	02086-17	-	02086-63	02086-66	-	-	-	-	-	-	-	-
	600	02084-10	02086-15	02086-18	02086-20	02086-64	02086-67	02086-69	05084-91	02084-130	02084-40	02084-46	-	-	-
	800	02084-16	02086-16	02086-19	02086-21	02086-65	02086-68	02086-70	02084-92	02084-131	02084-41	02084-47	-	-	-
	1000	02084-23	02086-44	02086-45	02086-46	02086-93	02086-94	02086-95	02084-93	02084-132	02084-65	02084-69	-	-	-
39	450	02084-05	02086-22	02086-25	-	02086-71	02086-74	-	-	-	-	-	-	-	-
	600	02084-11	02086-23	02086-26	02086-28	02086-72	02086-75	02086-77	02084-94	02084-133	02084-42	02084-48	02084-52	02084-56	-
	800	02084-17	02086-24	02086-27	02086-29	02086-73	02086-76	02086-78	02084-95	02084-134	02084-43	02084-49	02084-53	02084-57	-
	1000	02084-24	02086-47	02086-48	02086-49	02086-96	02086-97	02086-98	02084-96	02084-135	02084-67	02084-70	02084-72	02084-74	-
42	450	02084-150	02086-105	02086-106	-	02086-116	02086-117	-	-	-	-	-	-	-	-
	600	02084-151	02086-107	02086-108	02086-109	02086-118	02086-119	02086-120	02084-170	02084-182	02084-155	02084-158	02084-161	02084-164	-
	800	02084-28	02086-111	02086-111	02086-112	02086-121	02086-122	02086-123	02084-171	02084-183	02084-156	02084-159	02084-162	02084-165	-
	1000	02084-27	02086-113	02086-114	02086-115	02086-124	02086-125	02086-126	02084-172	02084-184	02084-157	02084-160	02084-163	02084-166	-
45	450	02084-06	02086-30	02086-33	-	02086-79	02086-82	-	-	-	-	-	-	-	-
	600	02084-12	02086-31	02086-34	02086-36	02086-80	02086-83	02086-85	02084-97	02084-136	02084-44	02084-50	02084-54	02084-58	-
	800	02084-18	02086-32	02086-35	02086-37	02086-81	02086-84	02086-86	02084-98	02084-137	02084-45	02084-51	02084-55	02084-59	-
	1000	02084-25	02086-102	02086-103	02086-104	02086-99	02086-100	02086-101	02084-99	02084-138	02084-68	02084-71	02084-73	02084-75	-



LOUVRES

Louvres are used in conjunction with fan units and filters. Can be positioned in door or side panels, in groups according to the air flow requirements.

External louvre covers are also available upon request.



SEIFERT AIR CONDITIONING

Refer to the Seifert Air Conditioner range for information on the complete range of products available.

ACCESSORIES



CASTOR PLINTH

Added to the plinth base of the enclosure providing mobility and cable management.

DEPTH	600 WIDE	800 WIDE
600	02081-50	02081-53
800	02081-51	02081-54
1000	02081-52	02081-55



WEATHER HOOD

Used to provide additional protection to the top of the enclosure also reducing the amount of water at the front and rear when doors are open, made from stainless steel.


DEPTH	600 WIDE	800 WIDE
450	02082-10	02082-13
600	02082-11	02082-14
800	02082-12	02082-15
1000	02082-09	02082-16



FAN UNIT

Comprises of bracket, fan, lead and plug fully wired. Designed to be mounted on louvred side panels.

NO. OF FANS	CODE
1	02708-01
2	02708-03
4	02708-04



REMOVABLE FILTERS / INSECT SCREENS

Used in conjunction with louvres to assist with the prevention of dust and stop insects entering the cabinet. The unit is easily cleaned and replaceable.

NO. OF FANS	CODE
1	03006-01
2	03006-03
4	03006-02



LIFTING EYE BOLT

Forged steel and come with an M10 thread and a galvanised plated finish. These certified 250kg each load capacity eye bolts should be specified at time of ordering and for safe lifting, spreader bars should always be used.

Refer to General Notes on inside back cover.

TYPE (SET OF 4)	CODE
S280 Industrial / S2005	03033-05

HOLDS UP EQUIPMENT NOT PROJECTS



S280 Industrial is an IP66 rated 19" cabinet suitable for harsh and unforgiving environments. - Air Conditioning available.



DESIGNERS & MANUFACTURERS
OF 19" RACK SYSTEMS

The last thing on your mind is the first thing on ours.

Whether it's ready-made, pre-configured or custom racking solutions, MFB's short turnaround capabilities speed your product from the warehouse to where they should be – fast. Our unwavering commitment to timely delivery ensures your projects run on time, every time, reducing deadline pressures while maximising results. With a solid history of over 50 years supplying innovative, off-the-shelf and custom built racking systems, you can rely on MFB for consistent delivery, on time, every time.



PROUDLY
MANUFACTURING
IN AUSTRALIA



AUSTRALIAN MADE
MAKES AUSTRALIA





APPROVED

PRODUCT

SECURITY CONSTRUCTION EQUIPMENT COMMITTEE



SCEC APPROVED CLASS B & C CABINETS

The MFB range of SCEC endorsed Class B and Class C cabinets are the popular choice for Australian Government agencies and high security installations, demanding a strong, fully welded enclosure for the protection of sensitive equipment.

Cabinets can be tailored to specific requirements whilst providing SCEC compliance. Floor standing, wall mounted, multi compartment styles are now approved for supply.

The venting provided maximises airflow with strict compliance to the SCEC standards, and in conjunction with its patent locking system, MFB's Class B and C doors have the largest venting areas permitted of any SCEC approved enclosure available.

Lock Systems include the KABA combination lock systems for Class B and the certified BiLock system for Class C.

MFB have set up a structured key procedure and register for the effective management of Class C key supply. As keys are impossible to replace if lost, this key register is designed to support the correct transition from supplier to end user in a professional accountable way.



FEATURES

Frame	Fully welded, 1000kg load rated
Doors	Hung on multiple hinges and secured in the closed position by SCEC endorsed patented locking systems LH hinged as standard, RH hinged available
Serialization	Individually serialized name plate
Mounting Angles	Adjustable front and rear
Plinth	Integrated
Cable Entry Points	SCEC endorsed - Standard in base and top
Removable Side Panels	Secured from within the cabinet
Levelling	Levelling feet - Standard
Bolt Down Provisions	Available in base - Standard

OPTIONS

Fans	Roof & door mount fan units available (Thermostatically controlled fans available, fans in roof will reduce amount of cable entry)
Doors	180° Swing, LH or RH Swing Single - Metal / Vented or Plain
Castors	Can be fitted within the plinth (adds 18mm to overall height)
Venting	Vented sides top & bottom
Air Conditioning	Seifert precision air conditioner system can be fitted
Baying Up Kits	SCEC endorsed, bayable in rows
Wall Mounting	Yes, can be manufactured to suit
Cable Access	Additional holes available with certified ducting system
Compartments	Split multi compartment available
Side Duct	75 x 75 duct from top (800w only) custom sizes on request

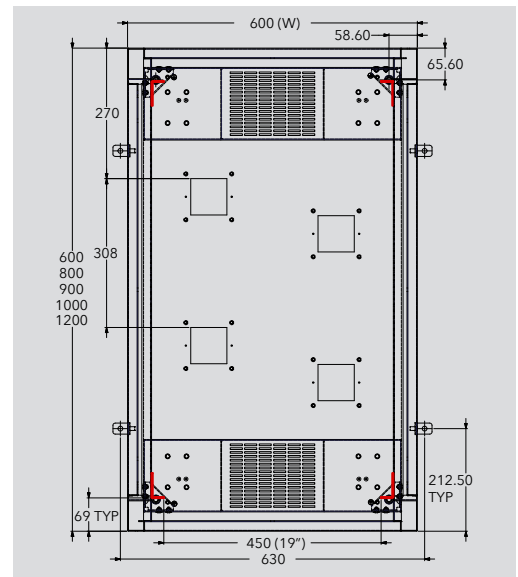
FINISH

Frame	<div style="display: inline-block; width: 15px; height: 15px; background-color: black; margin-right: 5px;"></div> 34002-44 Sable Black (Other colours available upon request)
Panels	All components have a zinc phosphate pre-treatment prior to powder coating. <ul style="list-style-type: none"> <div style="display: inline-block; width: 15px; height: 15px; background-color: #333; margin-right: 5px;"></div> 34002-44 Sable Black <div style="display: inline-block; width: 15px; height: 15px; background-color: #666; margin-right: 5px;"></div> 34002-60 Monument <div style="display: inline-block; width: 15px; height: 15px; background-color: #003366; margin-right: 5px;"></div> 34002-61 Deep Ocean <div style="display: inline-block; width: 15px; height: 15px; background-color: #999; margin-right: 5px;"></div> 34002-62 Dune <div style="display: inline-block; width: 15px; height: 15px; background-color: #c0c090; margin-right: 5px;"></div> 34002-63 Paperbark <div style="display: inline-block; width: 15px; height: 15px; background-color: #eee; margin-right: 5px;"></div> 34002-64 White

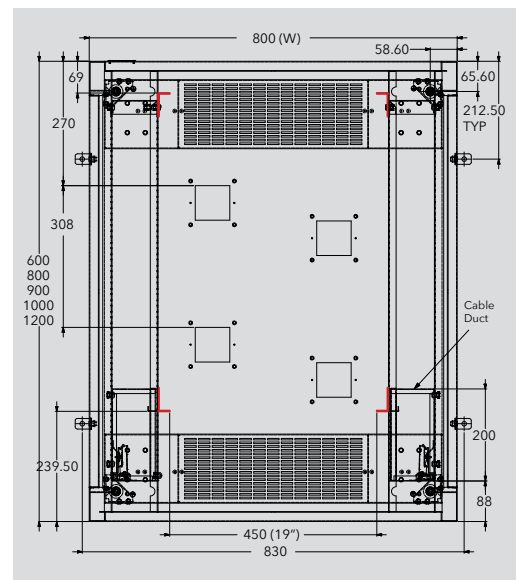
SIZES

Heights (RU)	12, 18, 27, 39, 42, 45
Depths (mm)	600, 800, 900, 1000, 1200
Widths (mm)	600, 800*

*Internally reduced to 19" racking



600 Wide



800/19" Wide

While MFB offer a large range of standard size cabinets, special sizes are available. Please discuss your needs with one of our sales representatives.

DEPTH (MM)	MAX MOUNTING DEPTH (MM)
600	510
800	710
900	810
1000	910
1200	1110

FRAMES

RU	OVERALL HEIGHT	TOTAL DEPTH	CLASS B				CLASS C			
			600 WIDE	KG	800/19" WIDE	KG	600 WIDE	KG	800/19" WIDE	KG
12	730	600	05000-201	88	05000-230	113	05000-260	88	05000-290	113
		800	05000-206	102	05000-235	128	05000-265	102	05000-295	128
		900	05000-211	122	05000-240	147	05000-270	122	05000-300	147
		1000	05000-216	129	05000-245	154	05000-275	129	05000-305	154
		1200	05000-221	142	05000-251	167	05000-280	142	05000-310	167
18	997	600	05000-202	98	05000-231	123	05000-261	98	05000-291	123
		800	05000-207	119	05000-236	144	05000-266	119	05000-296	144
		900	05000-212	129	05000-241	154	05000-271	129	05000-301	154
		1000	05000-217	140	05000-246	165	05000-276	140	05000-306	165
		1200	05000-222	151	05000-252	176	05000-281	151	05000-311	176
27	1397	600	05000-203	103	05000-232	127	05000-262	103	05000-292	127
		800	05000-208	131	05000-237	156	05000-267	131	05000-297	156
		900	05000-213	144	05000-242	169	05000-272	144	05000-302	169
		1000	05000-218	155	05000-247	180	05000-277	155	05000-307	180
		1200	05000-223	166	05000-253	191	05000-282	166	05000-312	191
39	1930	600	05000-204	116	05000-233	141	05000-263	116	05000-293	141
		800	05000-209	145	05000-238	170	05000-268	145	05000-298	170
		900	05000-214	158	05000-243	184	05000-273	158	05000-303	184
		1000	05000-219	170	05000-248	195	05000-278	170	05000-308	195
		1200	05000-224	181	05000-254	206	05000-283	181	05000-313	206
42	2603	600	05000-320	124	05000-325	149	05000-330	124	05000-335	149
		800	05000-321	153	05000-326	178	05000-331	153	05000-336	178
		900	05000-322	167	05000-327	192	05000-332	167	05000-337	192
		1000	05000-323	178	05000-328	203	05000-333	178	05000-338	203
		1200	05000-324	189	05000-329	214	05000-334	189	05000-339	214
45	2197	600	05000-205	143	05000-234	167	05000-264	143	05000-294	167
		800	05000-210	163	05000-239	188	05000-269	163	05000-299	188
		900	05000-215	174	05000-244	199	05000-274	174	05000-304	199
		1000	05000-220	185	05000-249	210	05000-279	185	05000-309	210
		1200	05000-225	196	05000-255	221	05000-284	196	05000-314	221

Weights are for frame, sides, two metal doors and mounting angles.
Custom sizes available.

DOORS

TYPE	RU	CLASS B		CLASS C	
		600 WIDE	800/19" WIDE	600 WIDE	800/19" WIDE
Glazed	12	05003-221	05003-226	05003-260	05003-265
	18	05003-222	05003-227	05003-261	05003-266
	27	05003-223	05003-228	05003-262	05003-267
	39	05003-224	05003-229	05003-263	05003-268
	42	05003-232	05003-235	05003-271	05003-274
	45	05003-225	05003-230	05003-264	05003-269
Plain Metal	12	05003-201	05003-211	05003-240	05003-250
	18	05003-202	05003-212	05003-241	05003-251
	27	05003-203	05003-213	05003-242	05003-252
	39	05003-204	05003-214	05003-243	05003-253
	42	05003-231	05003-234	05003-270	05003-273
	45	05003-205	05003-215	05003-244	05003-254
Vented Metal	12	05003-206	05003-216	05003-255	05003-245
	18	05003-207	05003-217	05003-256	05003-246
	27	05003-208	05003-218	05003-257	05003-247
	39	05003-209	05003-219	05003-258	05003-248
	42	05003-233	05003-236	05003-272	05003-275
	45	05003-210	05003-220	05003-259	05003-249



Class B Glazed Door



Class B Non Vented Metal Door



Class C Non Vented Metal Door



Class C Vented Metal Door

PANELS

SIDE

RU	TOTAL DEPTH	PLAIN	VENTED
12	600	05002-201	05002-230
	800	05002-206	05002-235
	900	05002-211	05002-240
	1000	05002-216	05002-245
	1200	05002-221	05002-250
18	600	05002-202	05002-231
	800	05002-207	05002-236
	900	05002-212	05002-241
	1000	05002-217	05002-246
	1200	05002-222	05002-251
27	600	05002-203	05002-232
	800	05002-208	05002-237
	900	05002-213	05002-242
	1000	05002-218	05002-247
	1200	05002-223	05002-252
39	600	05002-204	05002-233
	800	05002-209	05002-238
	900	05002-214	05002-243
	1000	05002-219	05002-248
	1200	05002-224	05002-253
42	600	05002-255	05002-260
	800	05002-256	05002-261
	900	05002-257	05002-262
	1000	05002-258	05002-263
	1200	05002-259	05002-264
45	600	05002-205	05002-234
	800	05002-210	05002-239
	900	05002-215	05002-244
	1000	05002-220	05002-249
	1200	05002-225	05002-254

REAR

RU	600 WIDE	800 WIDE
12	05014-01	05014-06
18	05014-02	05014-07
27	05014-03	05014-08
39	05014-04	05014-09
42	05014-11	05014-12
45	05014-05	05014-10

Cable Entry guidelines documented in the SCEC specifications are designed to provide additional security. These guidelines make it difficult for the user to run cables through the cable entry ports and required internal ducts.

The design team at MFB have worked closely with installers to create a unique compact design that meets the latest specifications for SCEC whilst also allowing for a large number of cable entry ports to be installed. The MFB Class B and C enclosures can be installed with cable entry ports at the top and bottom, also additional ports can be added to the 800 wide version along each side at the top.

ACCESSORIES

BAY UP KIT

RU	TOTAL DEPTH	CODE
12	600	05010-10
	800	05010-11
	900	05010-12
	1000	05010-13
18	1200	05010-14
	600	05010-15
	800	05010-16
	900	05010-17
18	1000	05010-18
	1200	05010-19
	600	05010-20
	800	05010-21
27	900	05010-22
	1000	05010-23
	1200	05010-24
	600	05010-25
39	800	05010-26
	900	05010-27
	1000	05010-28
	1200	05010-29
42	600	05010-35
	800	05010-36
	900	05010-37
	1000	05010-38
42	1200	05010-39
	600	05010-30
	800	05010-31
	900	05010-32
45	1000	05010-33
	1200	05010-34

DOOR FAN UNITS

RU	FANS	SINGLE UNIT (600W)		SINGLE UNIT WITH BLANK (800W)		DOUBLE UNIT (800W)	
		W/ SPEED CONTROLLER	W/ SPEED CONTROLLER & THERMO	W/ SPEED CONTROLLER	W/ SPEED CONTROLLER & THERMO	W/ SPEED CONTROLLER	W/ SPEED CONTROLLER & THERMO
12	2	05008-201	05008-216	05008-211	05008-226	05008-206	05008-221
18	3	05008-202	05008-217	05008-212	05008-227	05008-207	05008-222
27	4	05008-203	05008-218	05008-213	05008-228	05008-208	05008-223
39	5	05008-204	05008-219	05008-214	05008-229	05008-209	05008-224
42	6	05008-231	05008-235	05008-232	05008-236	05008-233	05008-234
45	8	05008-205	05008-220	05008-215	05008-230	05008-210	05008-225

FAN UNIT FOR ROOF / FLOOR

OPTIONS	FANS	CODE
Standard	2	05009-03
	4	05009-04
	6	05009-05
Thermostat	2	05009-12
	4	05009-13
	6	05009-14
Speed Controller & Thermo	2	05009-06
	4	05009-07
	6	05009-08



SIDE DUCT

SIZE	CODE
75 x 75	05012-02

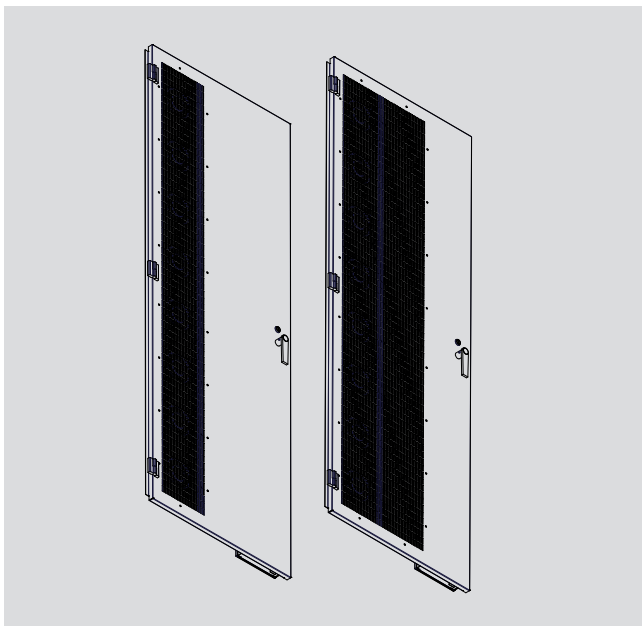
Note: Multiple ducts can be fitted in line with SCEC endorsement. Contact MFB sales for more info.

EXTERNAL SWING FRAME

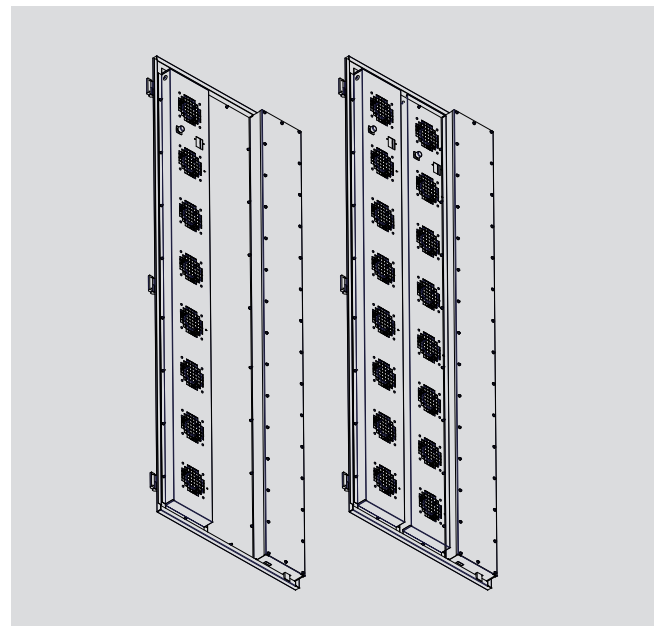
RU	600 WIDE	800 WIDE
12	05015-01	05015-06
18	05015-02	05015-07
27	05015-03	05015-08
39	05015-04	05015-09
42	05015-11	05015-12
45	05015-05	05015-12

CASTOR WHEEL KIT

TYPE	CODE
Standard	05012-01



Door Fan Unit External View - Single 600W (Left) and Dual 800W (Right)



Door Fan Unit Internal View - Single 600W (Left) and Dual 800W (Right)



HIGH SECURITY CABINETS

MFB High Security cabinets have been developed for applications where security is paramount, but is less strict than Class B and Class C SCEC compliance. These cabinets feature increased cable entry zones and better flexibility for larger cabling applications.

Cabinets are fully welded and made using the same construction techniques as the SCEC rated cabinets.

FEATURES

Frame	Fully welded, 1000kg load rated
Doors	Hung on multiple hinges and secured in the closed position by high security locking systems LH hinged as standard, RH hinged available
Mounting Angles	Adjustable front and rear
Plinth	Integrated
Cable Entry Points	Standard in base and top
Removable Side Panels	Secured from within the cabinet
Levelling	Levelling feet - Standard
Bolt Down Provisions	Available in base

OPTIONS

Fans	Roof & door mount fan units available (Thermostatically controlled fans available, fans in roof will reduce amount of cable entry)
Doors	180° Swing, LH or RH Swing Single - Metal / Vented or Plain
Castors	Can be fitted within the plinth (adds 18mm to overall height)
Venting	Vented sides top & bottom
Air Conditioning	Seifert precision air conditioner system can be fitted
Baying Up Kits	Bayable in rows
Wall Mounting	Can be manufactured to suit
Cable Access	Additional holes available
Compartments	Split multi compartment available

FINISH

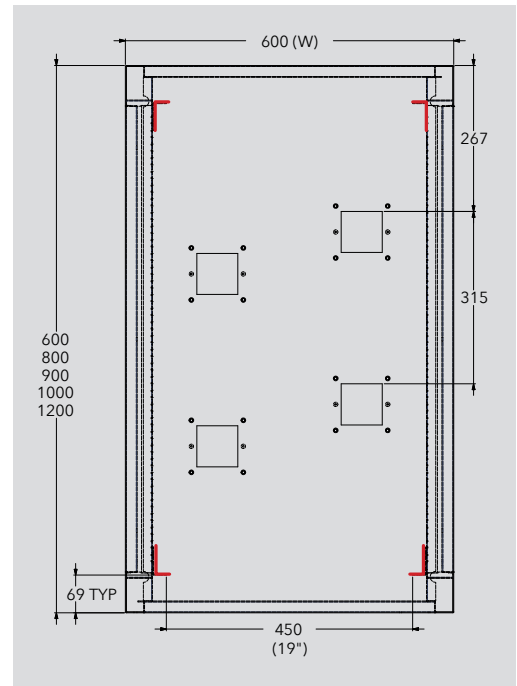
Frame	<div style="display: flex; align-items: center;"> <div style="width: 15px; height: 15px; background-color: black; margin-right: 5px;"></div> <div> 34002-44 Sable Black (Other colours available upon request) </div> </div>
Panels	All components have a zinc phosphate pre-treatment prior to powder coating. <ul style="list-style-type: none"> <div style="display: flex; align-items: center;"> <div style="width: 15px; height: 15px; background-color: black; margin-right: 5px;"></div> <div> 34002-44 Sable Black </div> </div> <div style="display: flex; align-items: center;"> <div style="width: 15px; height: 15px; background-color: gray; margin-right: 5px;"></div> <div> 34002-60 Monument </div> </div> <div style="display: flex; align-items: center;"> <div style="width: 15px; height: 15px; background-color: blue; margin-right: 5px;"></div> <div> 34002-61 Deep Ocean </div> </div> <div style="display: flex; align-items: center;"> <div style="width: 15px; height: 15px; background-color: tan; margin-right: 5px;"></div> <div> 34002-62 Dune </div> </div> <div style="display: flex; align-items: center;"> <div style="width: 15px; height: 15px; background-color: brown; margin-right: 5px;"></div> <div> 34002-63 Paperbark </div> </div> <div style="display: flex; align-items: center;"> <div style="width: 15px; height: 15px; background-color: white; margin-right: 5px;"></div> <div> 34002-64 White </div> </div>

SIZES

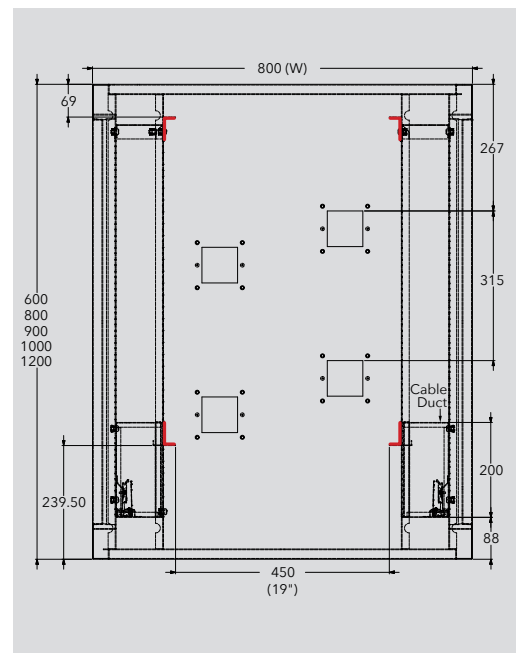
Heights (RU)	12, 18, 27, 39, 42, 45
Depths (mm)	600, 800, 900, 1000, 1200
Widths (mm)	600, 800*

*Internally reduced to 19" racking

DEPTH (MM)	MAX MOUNTING DEPTH (MM)
600	510
800	710
900	810
1000	910
1200	1110

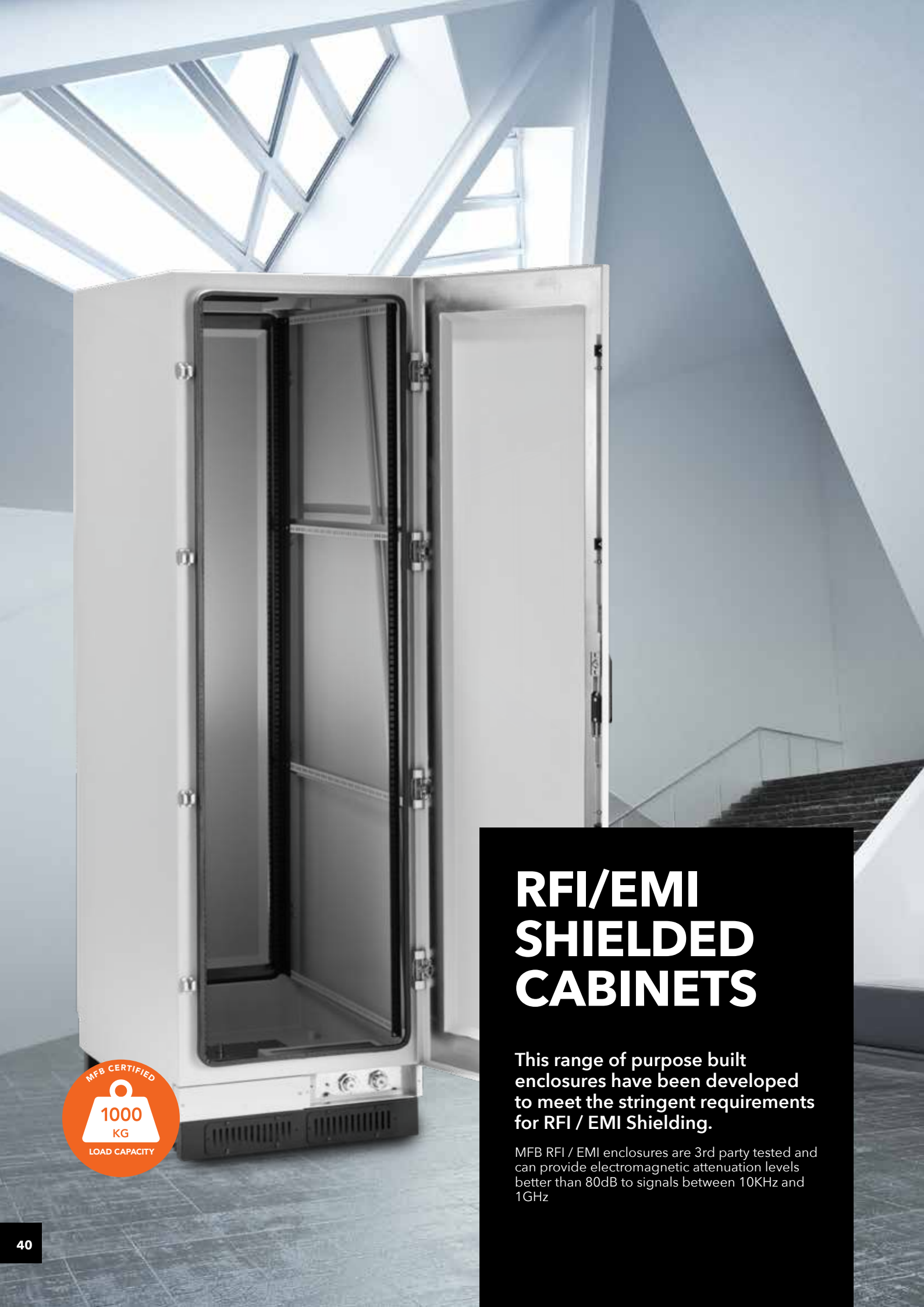


600 Wide



800/19" Wide

While MFB offer a large range of standard size cabinets, special sizes are available. Please discuss your needs with one of our sales representatives.



RFI/EMI SHIELDED CABINETS

This range of purpose built enclosures have been developed to meet the stringent requirements for RFI / EMI Shielding.

MFB RFI / EMI enclosures are 3rd party tested and can provide electromagnetic attenuation levels better than 80dB to signals between 10KHz and 1GHz



FEATURES

Dust & Moisture	IP55 Sealed, fitted with Metal Impregnated Shielding Gaskets incorporating water & dust sealing capability
Frame	Fully welded construction, 1000kg rated
Filter Housing	In the base of the cabinet accommodates the AC mains RF filters, with access through an internal removable cover
Safety Cover	Protects the mains terminal on the exterior
Venting	Provided through fully gasketed honey-comb RF filters, additional airflow can be increased by the addition of a fan unit* *Cabinet will no longer meet the IP55 dust and moisture standard.
Doors	Fitted with wind stops Concealed multipoint hinges Protected multipoint locking system Lift and swing handle with key lock LH to RH reversible 180° swing *6RU & 12RU are fitted with single point locking
Mounting Angles	Adjustable front & rear

OPTIONS

Line Entry¹	Through in-line filters, usually fitted with a shortened rear door option.
Fibre Optic Port	100mm dia, 61 x 7mm holes Can be customised
Acrylic Viewing Port	Fitted to the cabinet doors Includes a black steel mesh shield, which becomes near invisible when back lit by a video monitor, indicator lamps, etc. However, some down grading of the shielding effectiveness may occur and the port should be made as small as possible to minimise this loss.
Gear Trays	Fitted inside the rear of the cabinet Full height or partial Finished in white or international orange baked enamel Fabricated from 3.0mm aluminium
Plinth	90mm high Cable entry provisions front & rear Bolt down brackets to secure to the floor Levelling feet Plain or vented
Lifting Eye Bolts¹	Standard - 400kg Vertical Lift Rated
Weather Hood	For added protection

¹ This must be requested at time of ordering



Customisation is available (e.g. special punching requirements, brackets and sizing) but may require a longer lead time. Individual testing and full certification can be provided at an additional cost on request

FINISH

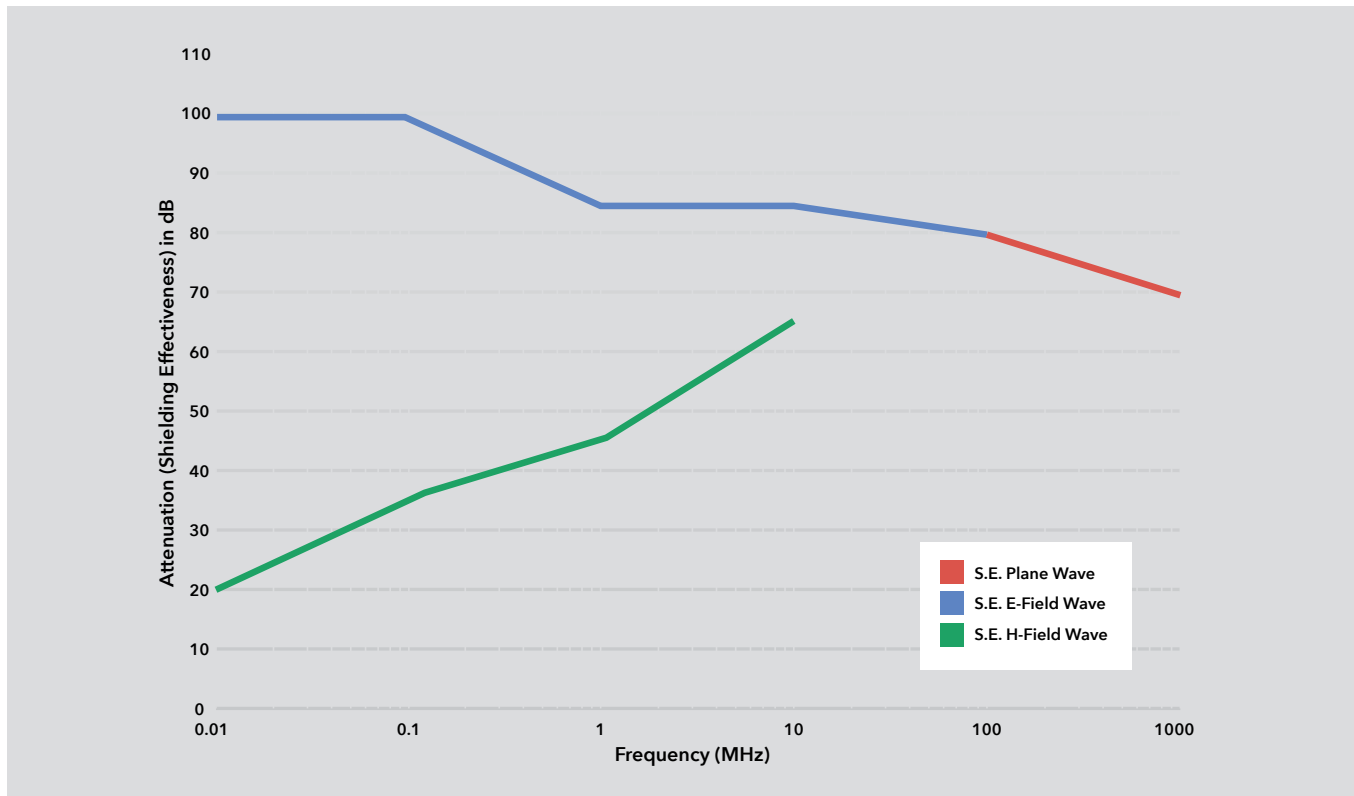
Material	Steel
Pre Treatment	Galvanneal Zinc Seal Steel
Finish	Powder Coated
Doors	Nickel Plated Masked & powder coated
Frame and Panels	All components have a zinc phosphate pre-treatment prior to powder coating. <div style="display: flex; flex-direction: column; gap: 5px;"> <div> 34002-44 Sable Black</div> <div> 34002-60 Monument</div> <div> 34002-61 Deep Ocean</div> <div> 34002-62 Dune</div> <div> 34002-63 Paperbark</div> <div> 34002-64 White</div> </div>

STANDARD CONFORMANCE

IEC 60297	International Electrotechnical Commission Standards for 19" Racking
IEEE299-2006	Standard Method for Measuring the Effectiveness of Electromagnetic Shielding Enclosures
IP55 Rating	Dust and Moisture proof
MIL-STD-285	Specified RF attenuation



MFB RF ENCLOSURE: MODEL 39RU 600WX600D PART NO. 02291-07



WORKING WITH AN EXPERIENCED AND TRUSTED TEAM.

With over 40 years experience in the manufacture of Electromagnetic Interference (EMI) and Radio Frequency Interference (RFI) shielded enclosures, MFB offer the complete turn key solution to your RF shielding needs, from design, to manufacture/fabrication and testing.

Our strengths are product design and development at a collaborative level with our clients, and customers have the

assurance they are partnering with a team that is trained in all aspects of high level shielding, and how enclosures will react differently to changes in the design and construction. Understanding construction properties for different frequencies is a critical aspect and having proven manufacturing methods means all RF enclosures will perform exactly how the customer wanted.

FRAME

DIMENSIONS RU	OVERALL HEIGHT	TOTAL DEPTH	600MM WIDE				800MM WIDE			
			1 DR	KG	2 DR	KG	1 DR	KG	2 DR	KG
6	477	450	02290-13	39	02291-13	44	02292-01	42	02293-01	45
		600	02290-14	45	02291-14	50	02292-07	48	02293-07	51
		800	02290-15	54	02291-15	59	02292-13	57	02293-13	59
12	743	450	02290-16	50	02291-16	56	02292-02	54	02293-02	58
		600	02290-17	65	02291-17	71	02292-08	69	02293-08	77
		800	02290-18	65	02291-18	73	02292-14	71	02293-14	74
18	1010	450	02290-01	65	02291-01	73	02292-03	70	02293-03	77
		600	02290-05	73	02291-05	81	02292-09	78	02293-09	77
		800	02290-09	84	02291-09	92	02292-15	89	02293-15	94
27	1410	450	02290-02	86	02291-02	97	02292-04	93	02293-04	100
		600	02290-06	97	02291-06	108	02292-10	104	02293-10	110
		800	02290-10	111	02291-10	122	02292-16	118	02293-16	123
39	1944	450	02290-03	114	02291-03	129	02292-05	124	02293-05	134
		600	02290-07	128	02291-07	143	02292-11	138	02293-11	147
		800	02290-11	146	02291-11	161	02292-17	156	02293-17	164
45	2210	450	02290-04	128	02291-04	144	02292-06	139	02293-06	150
		600	02290-08	143	02291-08	159	02292-12	154	02293-12	164
		800	02290-12	163	02291-12	179	02292-18	174	02293-18	183

Weights include plinth and 2 metal doors

ACCESSORIES



AIR VENTS

Honeycomb air filters are usually fitted to top and base of rack. Other locations include doors and sides.

DESCRIPTION	CODE
100 x 300	03298-01



FIBRE OPTIC PORT

60 way x 7mm dia. Fibre Optic Wave Guide Ports.

Various ports are available to suit a variety of cables. Other diameter holes may be specified.

DESCRIPTION	CODE
61 x 7mm holes	03299-01
Blanking Plate	03299-02



GLAND PLATES

To suit opening
200 x 50mm
Shielded

DESCRIPTION	CODE
Nickel Plated	12189-03



SECURITY / LOCKING

Low profile lift and swing handles are fitted standard to all larger cabinets, this handle is coupled to a roller type multipoint lock. The entire lock system is external to the shielded area.

For added security, BiLocks or Abloy locks can be added.



MAINS FILTER ASSEMBLY

A.C. mains RF filters are enclosed in a protective housing mounted in the cabinet base and provided with an external wiring cover.

AMP	CODE
5	02294-04
10	02294-05
20	02294-06



EXTERNAL ROOF FAN UNIT

Shielded fan unit allowing greatly improved airflow within the rack. Can be fully operated from outside.

DEPTH	CODE
450	02043-05
600	02043-06
800	02043-07



VIEWING PORT

Blackened stainless steel mesh laminated between acrylic sheets allowing viewing of componentry. Customised for individual requirements. (Minimum size required to maintain RFI integrity.)

Please discuss your requirements with our sales staff.



LIFTING EYE BOLT

Forged steel and come with an M10 thread and a galvanised plated finish. These certified 250kg each load capacity eye bolts should be specified at time of ordering and for safe lifting spreader bars should always be used.

Refer to General Notes on inside back cover.

TYPE (SET OF 4)	CODE
S2005 RFI	03033-05

MFB can arrange EMI/EMC Test procedures via third party accreditation test labs. Price for testing on application.

S17 ACOUSTIC CABINET

The S17 Acoustic 19" Cabinet range has been designed to suit small-office IT installations.

It includes extreme noise reduction and thermal management for office environments with people working in close proximity to cabinets populated with servers, fans and peripheral devices.



*Measured at 100dB source level

FEATURES








Frame	Welded construction using high strength Galvaneal Steel
Load	Rated to withstand a static load of 1000kg*
Plinth	Standard
Bolt Down Provisions	Standard
Seal	All doors and sides are sealed using purpose made Form in Place foam gaskets
Sound Protection	Sound absorbing material will not ignite, drip nor release harmful chemicals when exposed to an open frame Average reduction in noise by 43dB
Mounting Angles	Adjustable front & rear
Cable Entry	Provided in the base Two 75 x 200 at the rear, one on either side
Castor Plinth	With brakes
Sides	Fitted with security screws
Doors	Fitted with wind stops Concealed multipoint hinges Protected multipoint locking system Lift and swing handle with key lock LH to RH reversible, 180° swing

* Not when fitted with castors

OPTIONS

Exhaust	Roof mount fan extraction system exhausting to the rear 3 or 6 fans available
Fan Extraction	Options for higher heat applications
Material	Enclosure can be manufactured in Stainless Steel with a brushed finish
Cable Entries	Additional as needed in any location
Custom Sizing	Available
Vertical Cable Management Ducting	Up sides of 19" racking at front.
Front Door	Glazed with special acoustic glass

FINISH

Frame	 34002-44 Sable Black (Other colours available upon request)
Panels	All components have a zinc phosphate pre-treatment prior to powder coating. <ul style="list-style-type: none">  34002-44 Sable Black  34002-60 Monument  34002-61 Deep Ocean  34002-62 Dune  34002-63 Paperbark  34002-64 White

SIZES

Heights (RU)	18, 27, 39 42, 45
Depths (mm)	800, 1000, 1200
Width (mm)	800**

** Internally reduced to 19" racking

Whilst MFB have an extensive range of S17 enclosures, custom build enclosures can be produced to your specific needs. From cable entry ports, special size enclosures, wall mounts, swing frames, fans, louvres, sun shades or insulation. MFB can produce the enclosure that perfectly suits your needs.

DEPTH (MM)	MAX MOUNTING DEPTH (MM)
800	790
900	890
1000	990
1200	1190

DOORS



Metal Door with Multi-point Locking and Lift & Swing Handle fitted as standard

Doors are fitted with concealed multipoint hinges, and a protected multipoint locking system, lift and swing handle with key lock are also standard. The locking system is fitted externally to the gasketed area of the cabinet so it doesn't encroach on the racking area. Doors can be changed from left hand to right hand as all parts are reversible.



Metal Door with Optional 12mm Acoustic Glass Panel

GLASS DOOR

RU	CODE
18	03081-01
27	03081-02
39	03081-03
42	03081-04
45	03081-05

CABINET

800 WIDE

With Metal Doors Front and Rear

RU	OVERALL HEIGHT	DEPTH	MAX USABLE SPACE	CODE	KG
18	1107	800	650	03080-01	125
		1000	850	03080-02	143
		1200	1050	03080-03	161
27	1507	800	650	03080-04	150
		1000	850	03080-05	171
		1200	1050	03080-06	190
39	2040	800	650	03080-07	186
		1000	850	03080-08	210
		1200	1050	03080-09	234
42	2174	800	650	03080-10	195
		1000	850	03080-11	220
		1200	1050	03080-12	245
45	2307	800	650	03080-13	205
		1000	850	03080-14	230
		1200	1050	03080-15	255

ACCESSORIES

CABLE DUCT KIT

100w to suit 1 side of Frame

RU	CODE
18	03082-01
27	03082-02
39	03082-03
42	03082-04
45	03082-05

FAN UNITS

With Thermostat & Speed Controller

FANS	CODE
3	03083-01
6	03083-02

EXTREME NOISE REDUCTION



Built Tough



Secure



Custom Sizes Available

*Measured at 100dB source level



Segregate cold air from hot air side infiller optional duct.



Roof mount fan extraction system exhausting to the rear as standard



Air enters enclosure at bottom rear with Cable Entry provisions



Protected multipoint locking system, lift & swing handle with key lock



DESIGNERS & MANUFACTURERS OF 19" RACK SYSTEMS



AUSTRALIAN MADE MAKES AUSTRALIA



www.mfb.com.au

VIC (03) 9801 1044 / sales@mfb.com.au

NSW (02) 9749 1922 / sydney@mfb.com.au



OUTDOOR HOUSINGS

Outdoor Housings provide primary protection to inner industrial style cabinets from direct solar heat, dust, driving rain, vandals and vermin.

Installed in exposed or remote areas, the housing is fitted with hinged, pad lockable doors and/or fixed panels. The frame is fully welded tube with a galvanised finish. The housing panels can be galvanised zinc seal steel, with a powder coat finish, or stainless steel 316. Whilst the frame is totally secure, airflow is unrestricted between the housing and the inner Industrials ensuring heat transfer is minimised. Provision also for fitting air conditioning units to the inner industrial cabinets to keep internal electronics cool.



FEATURES

Flexible Design	Allows for 1, 2 or 3 industrial cabinets, with or without air-conditioners
Lifting Provisions	Lifting Eyes on top Fork lift provisions below
Bolt Down Provisions	On all feet pads
Security	Hinged high security doors front and rear, secured from the inside - no external fixings. Fitted with door stays, multi point locking & lift & swing handles. Single door front and rear for one cabinet installations Two doors front and rear for dual cabinet installations
Doors	Hung on concealed hinges which have stainless steel pivots mounted on nylon bushes
Lockability	Pad Lock or Key provisions on all external handles
Venting	Full length roof vent to assist in minimising heat build-up
Frame Construction	Fully Welded

OPTIONS

Accommodates Smaller Industrial Cabinets	Raised floor design for smaller industrial cabinets below 27RU with optional lift up panels
Knock Down Configurations	For the Housing and Industrial Cabinets are available upon request
Materials	Housing panels and Industrial Cabinets are also available in 316 grade Stainless Steel and Marine Graded Aluminium
Fixed End Panels	When Air Conditioners are not required
Custom Sizes	Available
Finish	Anti-graffiti available
Cooling	Air Conditioner fitted to internal industrial cabinets
Battery Housing Enclosure	A specialised design created to house customers batteries and equipment.

FINISH

Material	Heavy gauge square steel tube
Finish	Hot Dip Galvanised
Housing Panels	1.6mm Galvaneal steel finished in powder coat or stainless steel

The MFB sales team will work with you to determine the most suitable construction and package for each project, custom designs and special requirements will also be included as required.

MFB METAL

CUSTOM ENCLOSURES & SHEET METAL PRODUCTS

We are an Australian owned and operated family business committed to manufacturing/fabricating precision sheet metal components for the electronics and communications industries.



With over 50 years experience in the industry we are dedicated to providing design, fabrication and manufacturing solutions for our valued customers. MFB Metal is driven by innovation. Our strengths are product design and development at a collaborative level with our clients, and rapid manufacturing systems to ensure quick, accurate turnaround. This is supported by advanced machinery technology and a commitment to quality - we are quality accredited to ISO9001 and ISO14001. All of this is underpinned by the dedicated staff that makes up MFB Metal.

Design, Fabrication and Manufacturing is undertaken at our purpose built 6300 sq meter factory facility in the Eastern Suburbs of Melbourne. We also have an office in Sydney and internationally in Singapore and Philippines. To complement this we offer full logistics and deliveries.

MFB Metal offers the complete turn key solution to your custom precision sheet metal needs, from design, to manufacture/fabrication to delivery at a competitive price.

DESIGN & COLLABORATION

MFB Metal offers a dedicated Design Centre. We run Autodesk Inventor and can create 3D models that allow checking for interference whilst maintaining utmost accuracy.

We have a robust design procedure within the ISO9001 framework. By actively working with clients, designs are developed and proposal drawings are created for review and possible further presentation. On agreement, designs continue on into the manufacturing phase with complete production drawings for in-house manufacture and sub contracting as required. We also supplement our Design process with full documentation and specification as required by ISO9001.

This process is managed via our Design Plan Checklist (DPC). This is a journey document that follows the manufacturing flow, demands accountability and ensures accuracy and attention to detail. This document is supplied with finished goods to our customers. MFB Metal will adopt customer specific QA requirements as well. This encourages our own business development and professionalism. Of course in a lot of cases customers supply their own drawings.

We use Autodesk Inventor which offers full compatibility with all file formats including IGES and STEP files. MFB Metal has a process of managing customer supplied drawings ensuring full confidentiality and security is always maintained.

MFB Metal is ISO9001 and we are bi-annually audited by BSI. Current QA certificates are available to download including our capability document and a sample DPC. We encourage factory acceptance testing (FAT's) of manufactured parts and welcome customer auditing to ensure our systems and procedures are relevant and value add to the business relationship.

SHEET METAL MANUFACTURING

We offer two turret press systems both set up for 'lights out' automation ensuring reduced lead times and guaranteed accuracy. In fabricating we have 6 press brakes and two RAS Multibend centres, which is ideal for large panel bending, where folding accuracy is paramount.

Our expertise extends into light engineering services including bespoke tooling design and manufacture with both mill and lathe machining. We offer automated fastening via our Autosert inserting machine and corner forming of panels which is an effective alternative to welding using our innovative ACF corner forming machine.

A flat bed router provides precision drilling and machining for both batch items and prototypes. This machine accepts a variety of materials, not only steel and aluminium, but acrylic and wood.

Form in place gasket machine provides MFB with high rated seals in a continuous form, the machine also has the capability to produce a glue seal to IP66 for glass panels.

Full welding facilities in both MIG and TIG with expertise in mild steel, stainless steel and aluminium. Our finishing includes a dual line powder coat conveyor system, ideal for batch processing with a full customer choice of colours. Our sub contracting includes but is not limited to anodizing, zinc plating, nickel and electroless nickel plating and galvanizing.

Assembly services include a variety of riveting systems such as Hemlock and Speed Rivet. We also have an electrical and wiring department, for low level wiring systems including loom and PCB. We also offer full wrapping and packaging services and we make our own wooden pallets - to size.

Our machinery list includes:-

2x Turret Press Systems
 6x Press Brakes
 2x RAS Multibend centres
 1x Mill
 2x Lathes
 3x Welding (MIG)
 1x Welding (TIG)
 Powder Coat
 Dual line conveyor system
 Batch oven
 3x Spray booths

Assembly
 3x Air Drive hemlock riveting
 3x Air Drive rivet guns
 1x Autosert inserting machine
 1x ACF corner former machine
 Low level electrical wiring centre
 1x Gasketing - Sonderhoff
 Form in place foam gasket machine





S210 CABINETS

The S210 Cabinet is a perfect solution for small applications, the extensive range of sizes and door combinations makes it easy to select the right cabinet for the job.

FEATURES

Mounting Frames	Dual Internal mounting frames for adjustable mounting of equipment
Cable Entry Gland	200 x 50mm in base
Handles	Flush fitted in sides
Venting	In top and base
Assembly	Supplied assembled (can be supplied as a flat pack on request)

OPTIONS

Fixed Rear Panel	With 200 x 50mm cable entry gland
Wall Mounting Options	Lockable external swing frame Internal fixed wall mounting kit
Castors	Castor Wheel Kit available 20kg Max Weight
Roof Fan Trays	Compatible with standard MFB roof fan trays
Doors	Key Lockable May be fitted L/R hand at Front & Rear Metal, Vented or Glass

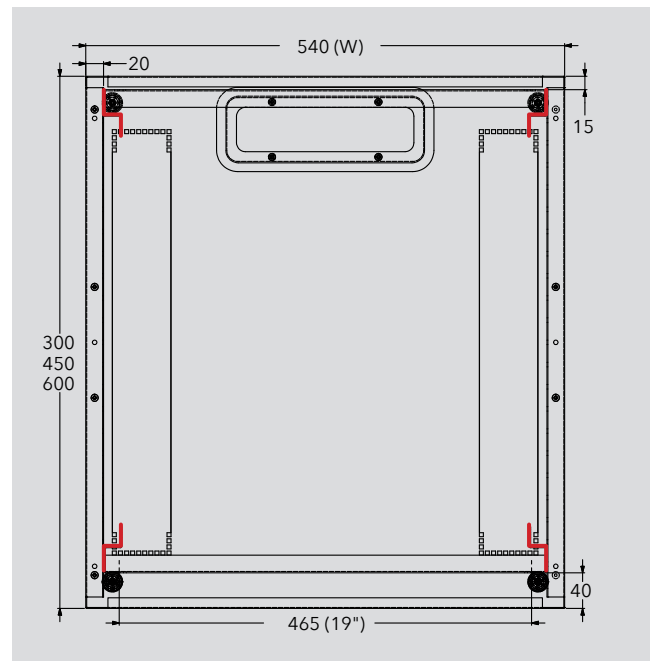
FINISH

Frame	 34002-44 Sable Black (Other colours available upon request)
Panels	All components have a zinc phosphate pre-treatment prior to powder coating. <ul style="list-style-type: none"> 34002-44 Sable Black 34002-60 Monument 34002-61 Deep Ocean 34002-62 Dune 34002-63 Paperbark 34002-64 White

SIZES

Heights (RU)	4, 6, 8, 10, 12, 14, 18
Depths (mm)	300, 450, 600
Width (mm)	540 (19")

DEPTH (MM)	MAX MOUNTING DEPTH (MM)
300	225
450	375
600	525




S210 Plan Drawing

CABINETS

RU	OVERALL HEIGHT	TOTAL DEPTH	WIDTH	CODE	KG
4	258	300	540	02351-01	6.9
		450	540	02351-02	8.2
		600	540	02351-04	10.4
6	347	300	540	02353-01	8
		450	540	02353-02	9.5
		600	540	02353-04	11.8
8	436	300	540	02355-01	9
		450	540	02355-02	10.7
		600	540	02355-04	12.9
10	525	300	540	02357-01	10
		450	540	02357-02	11.9
		600	540	02357-04	14.3
12	613	300	540	02358-01	10.9
		450	540	02358-02	13
		600	540	02358-04	15.5
18	880	300	540	02359-01	13.7
		450	540	02359-02	16.4
		600	540	02359-04	18.9



450d with Metal Vented Door and Side Mounted Fan option



S210 fitted with roof fan tray with thermostat

DOORS

RU	METAL		METAL VENTED		GLASS	
	CODE	KG	CODE	KG	CODE	KG
4	02365-02	1.2	02371-02	1.1	02365-50	1.1
6	02365-04	1.6	02371-04	1.3	02365-51	1.3
8	02365-06	2.1	02371-06	1.6	02365-52	1.6
10	02365-08	2.3	02371-08	1.8	02365-53	1.8
12	02365-09	2.7	02371-09	2.1	02365-54	2.1
18	02365-10	3.8	02371-10	2.8	02365-55	2.8



12RU 600d With Metal Front Door

REAR PANEL



Optional rear panel showing gland entry

RU	CODE	KG
4	02367-02	0.75
6	02367-04	1.1
8	02367-06	1.4
10	02367-08	1.7
12	02367-09	2.1
18	02367-10	3.1

ACCESSORIES



SWING TRAY ASSEMBLY

This optional external swing frame assembly allows the cabinet to be bolted to a wall and pivot 120°. The user can gain access to the rear of the cabinet without removal of equipment. The swing frame is also key lockable (not recommended for 600d)

*Adds 75mm to overall depth.

RU	CODE
4	02368-02
6	02368-04
8	02368-06
10	02368-08
12	02368-09
18	02368-10



CASTOR WHEEL

Optional castors provide full mobility to the S210.

DESCRIPTION	CODE
KIT	02730-02

* Adds 60mm to overall height.



WALL MOUNTING

This option allows the user to bolt the cabinet directly and securely to a wall allowing cable entry directly onto the rear or through the top and bottom. Cable entries located to the rear of the cabinet.

DESCRIPTION	CODE
KIT	02729-01

LOAD WEIGHTS

DESCRIPTION	LOAD (KG)
Floor Standing	80
Wall mount Bracket	40
Swing Tray	20

S400 WALL MOUNT CABINETS

The S400 Wall Mount Cabinet is a strong robust small to mid-sized cabinet designed to carry heavy loads.

With adjustable 19" rack mounting at the front and rear, large cable entry ports and optional cable management solutions, the S400 provides a strong secure solution for large cabling requirements when wall mounting.

The cabinets can be optioned with a selection of doors including metal, glass or vented, also plain and vented side panels and a rear swing frame.



FEATURES

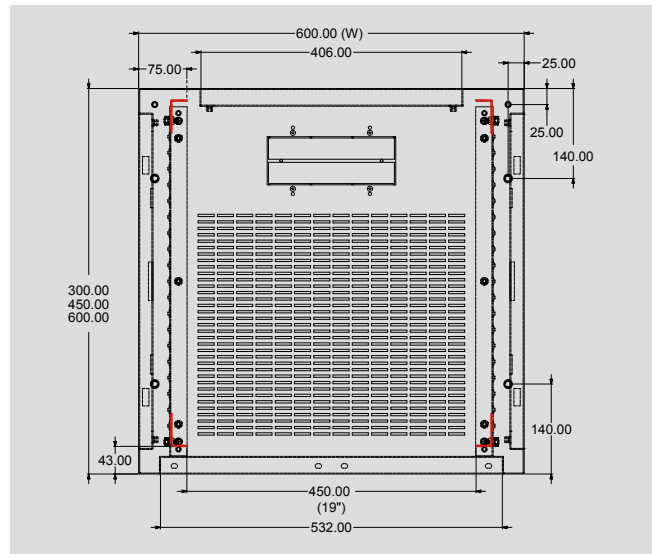
Frame	Hemlock, 500kg load rated
Venting	Top & Bottom Standard
Cable Entry Gland	200 x 75 Top & Bottom
Doors	Flush fitting glass, metal or vented Lockable doors with 180° swing Lift off hinges
Rack Mounting Angles	Adjustable 19" angles front & rear
Side Panels	Removable in plain / vented Lock option available
Mounting	Wall Mountable

OPTIONS

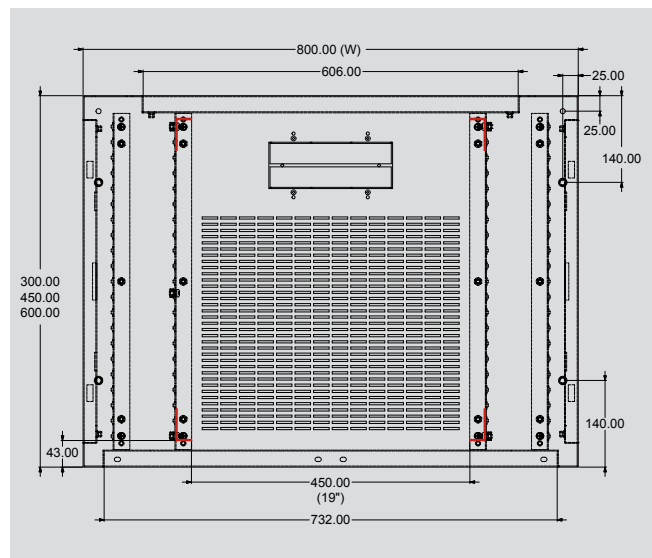
Wall Mounting	Heavy Duty Wall Mount Tray
Side Panels	Vented Lockable Plain
Rear Swing Frame	Lockable, LH or RH hinged
Internal Swing Frame	Available
Cable Ducts	Internal Cable Ducts 100mm Wide (800W version only)
Additional Cable Entry	Available
Customisations	Heights & Depths Powder Coat Colours
RU Markers	Printed on mounting angles front & rear
Roof Fan Trays	2, 4 and 6 Fan versions with optional Thermostat and Speed Controller

FINISH

Frame	<div style="display: flex; align-items: center;"> <div style="width: 15px; height: 15px; background-color: black; margin-right: 5px;"></div> 34002-44 Sable Black </div> (Other colours available upon request)
Panels	All components have a zinc phosphate pre-treatment prior to powder coating. <ul style="list-style-type: none"> <div style="display: flex; align-items: center; margin-bottom: 2px;"> <div style="width: 15px; height: 15px; background-color: black; margin-right: 5px;"></div> 34002-44 Sable Black </div> <div style="display: flex; align-items: center; margin-bottom: 2px;"> <div style="width: 15px; height: 15px; background-color: gray; margin-right: 5px;"></div> 34002-60 Monument </div> <div style="display: flex; align-items: center; margin-bottom: 2px;"> <div style="width: 15px; height: 15px; background-color: #334d5d; margin-right: 5px;"></div> 34002-61 Deep Ocean </div> <div style="display: flex; align-items: center; margin-bottom: 2px;"> <div style="width: 15px; height: 15px; background-color: #a6a6a6; margin-right: 5px;"></div> 34002-62 Dune </div> <div style="display: flex; align-items: center; margin-bottom: 2px;"> <div style="width: 15px; height: 15px; background-color: #c09060; margin-right: 5px;"></div> 34002-63 Paperbark </div> <div style="display: flex; align-items: center; margin-bottom: 2px;"> <div style="width: 15px; height: 15px; background-color: #e0e0e0; margin-right: 5px;"></div> 34002-64 White </div>



600 Wide



800/19" Wide

Cabinets are available in widths of 600mm wide and 800mm wide providing extra cable space on the sides. There is a large range of heights and depths available as standard, and MFB can also manufacture custom sizes to suit your needs.

SIZES

Heights (RU)	10, 12, 18, 27, 39, 45
Depths (mm)	300, 450, 600
Widths (mm)	600, 800*

*Reduced internally to 19" racking

DEPTH (MM)	MAX MOUNTING DEPTH (MM)
350	290
450	390
600	540


FEATURES



The swing frame mounts to the rear of the cabinet and provides a strong robust pivot for the entire enclosure, the frame is fitted with locks to secure the cabinet in the closed position. Available for the 600wide and 800wide versions, the swing frame adds an additional 70mm to the overall depth. Max weight load 50kg



Adjustable mounting angles front and rear.



Cable Gland Entry + Vented Base

CABINETS

Fitted with 4 x Adjustable Mounting Angles

RU	OVERALL HEIGHT	TOTAL DEPTH	600 W	KG	800 W	KG
10	573	300	02255-01	10	02256-01	11
		450	02255-02	12	02256-02	13
		600	02255-03	14	02256-03	15
12	662	300	02255-06	18	02256-06	19
		450	02255-07	20	02256-07	22
		600	02255-08	23	02256-08	25
18	930	300	02255-11	22	02256-11	23
		450	02255-12	24	02256-12	26
		600	02255-13	27	02256-13	29
27	1323	300	02255-16	26	02256-16	30
		450	02255-17	32	02256-17	34
		600	02255-18	36	02256-18	38
39	1862	300	02255-21	38	02256-21	40
		450	02255-22	42	02256-22	45
		600	02255-23	47	02256-23	50
45	2130	300	02255-26	42	02256-26	45
		450	02255-27	47	02256-27	50
		600	02255-28	52	02256-28	56

* Please note: 300d will not accommodate a roof fan tray.

DOOR, PANELS & ACCESSORIES



Plain Front Door with Vented Side Panel



Vented Front Door & Vented Side Panel



Vented Front Door with Plain Side Panel

FRONT DOOR

TYPE	RU	PLAIN				VENTED			
		600 WIDE		800 WIDE		600 WIDE		800 WIDE	
		LH	RH	LH	RH	LH	RH	LH	RH
Metal	10	06003-09	06003-48	06003-28	06003-58	06101-56	06101-57	06101-94	06101-95
	12	06003-01	06003-40	06003-20	06003-50	06101-40	06101-41	06101-80	06101-81
	18	06003-02	06003-41	06003-21	06003-51	06101-42	06101-43	06101-82	06101-83
	27	06003-03	06003-42	06003-22	06003-52	06101-44	06101-45	06101-84	06101-85
	39	06003-05	06003-44	06003-24	06003-54	06101-48	06101-49	06101-88	06101-89
	45	06003-07	06003-46	06003-26	06003-56	06010-52	06010-53	06101-92	06101-93
Glass	10	06003-159	06003-179	06003-168	06003-188	06101-58	06101-59	06101-96	06101-97
	12	06003-150	06003-170	06003-160	06003-180	06003-210	06003-226	06003-218	06003-234
	18	06003-151	06003-171	06003-161	06003-181	06003-211	06003-227	06003-219	06003-235
	27	06003-152	06003-172	06003-162	06003-182	06003-212	06003-228	06003-220	06003-236
	39	06003-154	06003-174	06003-164	06003-184	06003-214	06003-230	06003-222	06003-238
	45	06003-156	06003-176	06003-166	06003-186	06003-216	06003-232	06003-224	06003-240
Double Metal	27	06010-01		06010-19		06010-28		06101-46	
	39	06010-03		06010-21		06010-30		06101-48	
	45	06010-05		06010-23		06010-32		06010-50	

SIDE PANELS

RU	DEPTH	PLAIN	VENTED
10	300	02257-01	02257-50
	450	02257-02	02257-51
	600	02257-03	02257-52
12	300	02257-06	02257-55
	450	02257-07	02257-56
	600	02257-08	02257-57
18	300	02257-11	02257-60
	450	02257-12	02257-61
	600	02257-13	02257-62
27	300	02257-16	02257-65
	450	02257-17	02257-66
	600	02257-18	02257-67
39	300	02257-21	02257-70
	450	02257-22	02257-71
	600	02257-23	02257-72
45	300	02257-26	02257-75
	450	02257-27	02257-76
	600	02257-28	02257-77

REMOVABLE REAR PANEL

RU	600 WIDE	800 WIDE
10	02259-01	02259-10
12	02259-02	02259-11
18	02259-03	02259-12
27	02259-04	02259-13
39	02259-05	02259-14
45	02259-06	02259-15

EXTERNAL SWING FRAME

MAX HEIGHT	RU	600 WIDE	800 WIDE
4	10	02258-01	02258-02
10	12	02258-05	02258-07
15	18	02258-10	02258-11
24	27	02258-14	02258-15
36	39	02258-18	02258-19
42	45	02258-22	02258-23

SIDE PANEL LOCK

TYPE	CODE
Lock 92268	37003-01

*Additional security can be added by specifying BiLock or Abloy systems.



ISOLATION CAGE

These cages are purpose built to provide secure storage of file servers etc, in existing environments.

They allow unrestricted air flow but deny free access to the equipment. Lockable cage doors may be either sliding or hinged. Multiple cages may be bayed together.

Cage construction is in 1,6 powder coated steel, major panels are approximately 2100mm high X 1100mm wide, smaller panels are added to complete the cage security.

The MFB range of data room caging has been developed to be modular in design, providing high security division within the data room environment.

Constructed using a series of posts and panels, the system provides the perfect solution to managing multi user data centre environments.

All cages can be customised to perfectly suit your application. Including full height panels allowing for ducting and cable infrastructure, sliding and hinging door options, high security door lock with optional IP addressable systems.

FEATURES

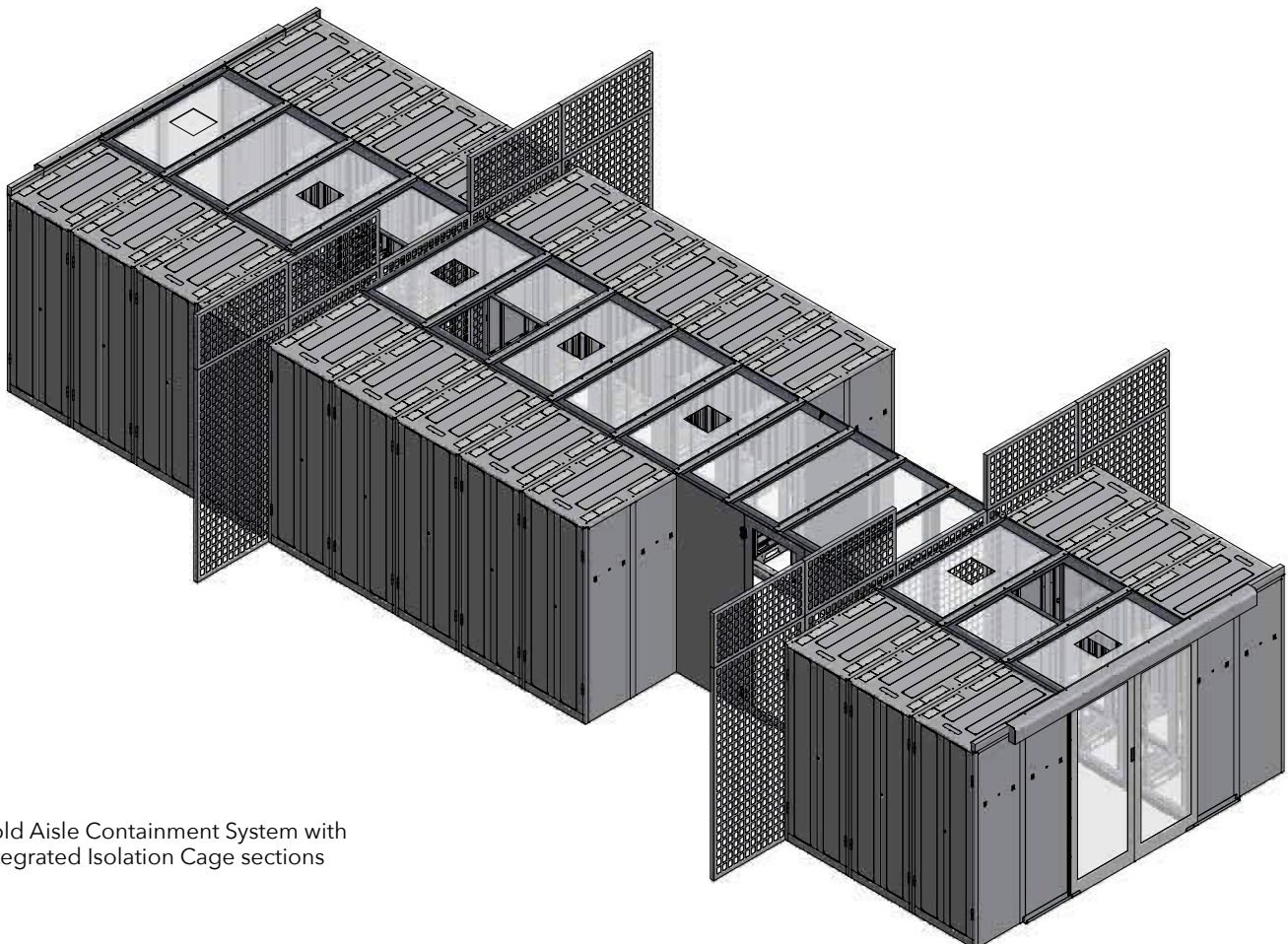
Structure	Posts - 50 x 50 (Concealed fittings) Panels - 1.6mm Galvaneal Steel, Powder Coated, Fixed using hemlocks
Venting	Large open area venting to all panels and doors
Extendability	Cages may be extended as required
Customisation	Custom panels allowing for building infrastructure
Material	Galvaneal Zinc sealed Steel

OPTIONS

Doors	Sliding or hinged
Security	Single or multipoint locking systems BiLock or Abloy locks available
Handles	High security IP addressable handles
Customisation	Custom Panel sizes
Air Flow	Air management panels available

FINISH

Frame	 34002-44 Sable Black (Other colours available upon request)
Panels	All components have a zinc phosphate pre-treatment prior to powder coating. <ul style="list-style-type: none"> 34002-44 Sable Black 34002-60 Monument 34002-61 Deep Ocean 34002-62 Dune 34002-63 Paperbark 34002-64 White



Cold Aisle Containment System with integrated Isolation Cage sections



SLIMLINE CABINETS

Slimline Cabinets come in 2RU & 3RU versions are intended for the smaller Patch Panel Hub installations that demand a more prestigious solution than the usual low budget approach.

They present a tidy, secure solution suitable for small office/home office (SOHO) applications.

With their low profile and heavily angled sides they are ideal for use in confined, high traffic areas like passageways and thoroughfares.

FEATURES

Security	Key lockable, so they need not be located in a secure area
Flexibility	Internally, provision is made for various configurations of rack panels, smaller hubs, stallion boards etc.
Vertical Stackability	4x50mm knockouts are provided in both the top and bottom to facilitate vertical stack mounting and inter-cabling between units
Cable Entry	Large cable entry openings are provided in the rear
Ventilation	Venting to the top and bottom front ensures low level heat will be dissipated
Material	Galvaneal Steel

OPTIONS

Gear Tray	Mountable to the inside rear
------------------	------------------------------

FINISH

Frame	<div style="display: flex; align-items: center;"> <div style="width: 15px; height: 15px; background-color: black; margin-right: 5px;"></div> <div> <p>34002-44 Sable Black (Other colours available upon request)</p> </div> </div>
Panels	<p>All components have a zinc phosphate pre-treatment prior to powder coating.</p> <ul style="list-style-type: none"> <div style="display: inline-block; width: 15px; height: 15px; background-color: black; margin-right: 5px;"></div> 34002-44 Sable Black <div style="display: inline-block; width: 15px; height: 15px; background-color: #808080; margin-right: 5px;"></div> 34002-60 Monument <div style="display: inline-block; width: 15px; height: 15px; background-color: #4682B4; margin-right: 5px;"></div> 34002-61 Deep Ocean <div style="display: inline-block; width: 15px; height: 15px; background-color: #D2B48C; margin-right: 5px;"></div> 34002-62 Dune <div style="display: inline-block; width: 15px; height: 15px; background-color: #C0C0C0; margin-right: 5px;"></div> 34002-63 Paperbark <div style="display: inline-block; width: 15px; height: 15px; background-color: #FFFFFF; margin-right: 5px;"></div> 34002-64 White

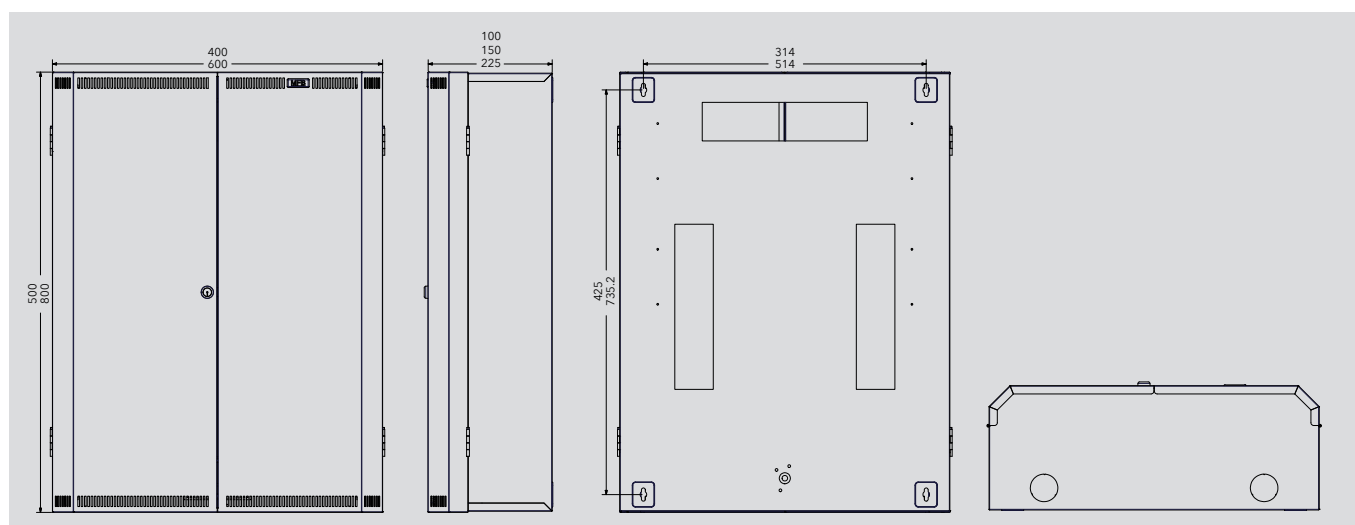
SIZES

Height (mm)	500, 800
Depths (mm)	100 (2RU), 150 (3RU)
Width (mm)	400, 600 (when closed)
RU	2, 3

ACCESSORIES

GEAR TRAY

DESCRIPTION	CODE
Tray	02767-01



While MFB offer a large range of standard size cabinets, special sizes are available. Please discuss your needs with one of our sales representatives.



STEEL CHANNEL RACKS

Ideal for the situation that demands ready all round access to the equipment in a low security environment.

Channel is 100mm in width. Both front and rear flanges are punched to IEC standard for M6 cage nuts. Constructed in steel and are finished in Black powder coat. Racks can also be configured to the ETSI format.

The rack is available in four formats:

- **Flush base**, for use when the rack is mounted within a structure
- **Fixed base**, the frame needs to be secured to a floor. The base projects 150mm front and rear, giving a footprint of 400mm
- **Free standing**, the front frame still projects 150mm but the rear frame is extended to 350mm giving a footprint of 600mm. Some care in configuring tall racks, avoid positioning heavy items of equipment at the top.
- **Castor mounted**, the same footprint as the free standing rack, 600mm. Brakes are fitted to the front castors as standard.

FEATURES

Frame	Hemlock heavy duty 300kg load capacity
Accessory Compatibility	Accommodates all standard accessories
Power Outlet Provision	In base frame
Bolt Down Provision	Available in base and top
Bay up kits	Bayable in rows

OPTIONS

Accessory Mounting Kit	For Cable Trays, Power Boards, etc.
Castor Rail Kit	With Brakes as standard (Available only with the 600mm deep base option)

FINISH

Material	Galvaneal Steel
Finish	Durable powder coat Sable Black

SIZES

Heights (RU)	27, 33, 39, 42, 45
ETSI (SU)	48, 58, 69, 80
Widths (mm)	600
Depths (mm)	100, 400, 600

Other sizes available



Vertical Cable Ducting used with Channel Racks (more info on pg 76)

PRODUCT CODES

FRAME

RU	OVERALL HEIGHT (MM)	19"	KG
27	1393	02261-04	8
33	1614	02261-03	12
39	1926	02261-02	16
42	2060	02261-06	17
45	2193	02261-01	19

ETSI FORMAT FRAME

SU	OVERALL HEIGHT (MM)	ETSI	KG
48	1347	02261-20	9
58	1597	02261-21	11
69	1872	02261-22	12
80	2147	02261-23	13

ACCESSORIES

FIXED BASE KIT

DEPTH	CODE
400	03070-11
600	03070-12

ACCESSORY MOUNTING

TYPE	CODE
Acc. Mounting Kit	03070-13

CASTOR KIT

TYPE	CODE
Castor Kit*	03070-10

*Only be fitted to 600d fixed base.

Care should be taken when moving a heavily laden rack. The fixed base and free standing frames have mounting holes provided in each corner. Mounting holes are also provided in the top frame, their use should be considered for tall racks. Load capacity is influenced by the distribution of the load. However, loads of 300Kg suitably distributed can be considered safe.

Aluminium available on request. Speak to one of MFB's sales staff for more info.



S100 HD OPEN PATCHING FRAME

The S100 High Density Open Patching Frame offers a simple and flexible solution to high density structured cabling systems.

Providing an open environment for any cabling solution, and with the addition of 300mm wide ducting systems either side, the S100 is a perfect low cost solution for any large capacity secure cabling environment.

The 4 post frame is designed to be adjustable in depth and the 300mm wide cable ducts can be installed at the front, rear or both front and rear positions.

FEATURES

Rated Static Load Support	800kg
Flexibility	Adjustable Depth Frame
Expandability	Frames can be bayed together
Plinth	Fitted as standard and includes bolt down provisions
Fixing Provisions	Located in top frame
Cable Ducts	300mm with support fingers
Removable Duct Doors	Fitted with a concealed hinge latching system that allows the user to open the door from either side, central operation of the latching system makes operation easy
Duct Cable Entry	Top, bottom and rear of each duct
Vertical Mounting Rails	19" racking to IEC60297
Material	High strength 2.0mm Galvaneal steel frame with pre-treatment

FINISH

Finish	Powder Coated Black
---------------	---------------------

SIZES

Heights (RU)	45
Widths (mm)	600
Depths (mm)	600 - 800



Cable duct showing door open and cable entry zones at rear



CONSOLES

MFB Products' design and manufacture an extensive range of purpose built consoles for a large range of applications. From air traffic control, to security, military, process control and road traffic applications.

MFB can create the perfect solution for your needs.

When designing consoles a strong emphasis is always placed on the customer's considerations and needs, and how MFB can incorporate those whilst using the strength, knowledge and experience of the in-house design and manufacturing teams.

The designs MFB can produce are as vast as the market it works within. Incorporating its community of experienced and knowledgeable partners, MFB takes the ideas of customers and turns them into workable solutions.

During the design phase, the teams work in collaboration with customer's to understand and create a solution that totally meets their needs, whilst at the same time taking into account all the required standards for ergonomics' and safety.

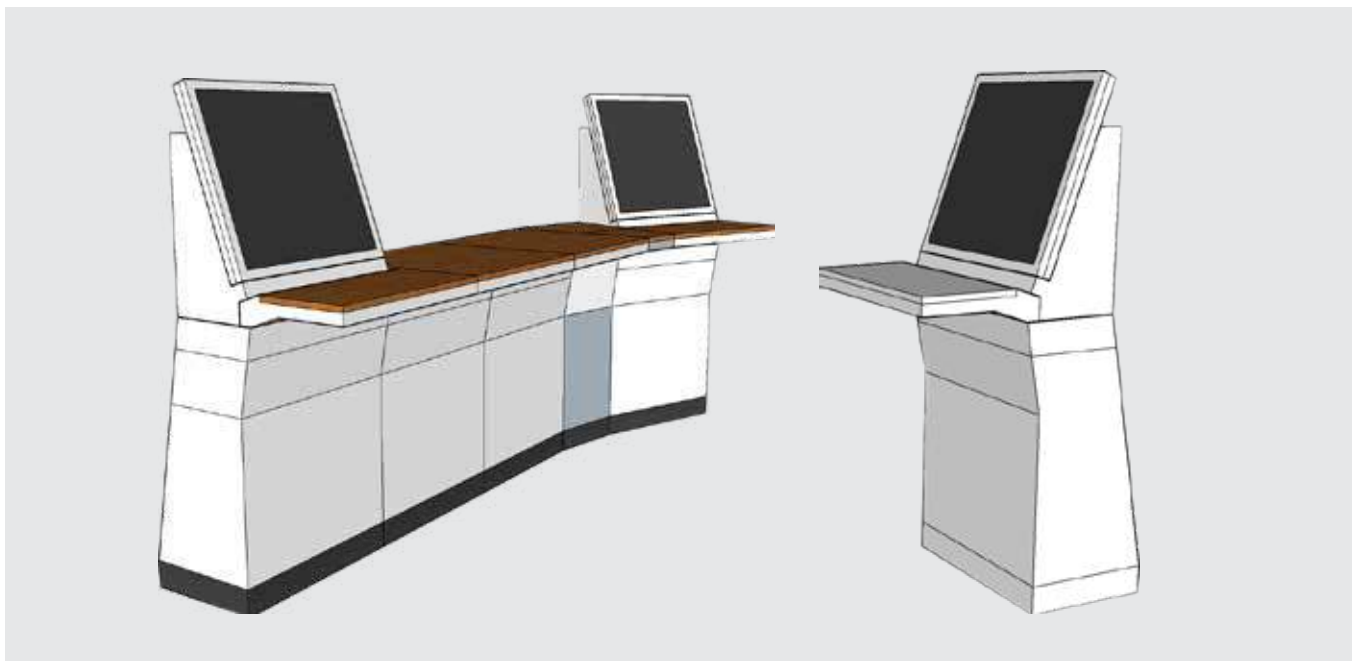
Once approved MFB move into the manufacturing phase with all production undertaken in Australia. Your solution will be monitored and processed through the audited ISO9001:2015 quality systems at MFB to ensure suitability and correctness of all components.

MFB also monitor all sub-contracted components ensuring they are of the highest standards prior to installation. The solution comes together during final assembly and factory testing. Once approved by the customer MFB undertake the distribution logistics to site.

MFB have drawn on its teams experience and over 50' years of know-how to become a leader in the manufacture of console systems.

FEATURES

Soft Touch Surface	Incorporated where required
Work Surface	Laminated / Corian
Height	Adjustable
Storage	Clever storage features
Colour	Custom selections
Desktop Surface	Large range
Modular	Multiple arrangements
Cabling	Clever hidden solutions
Support Structure	Tough & durable
Monitor Mounting	Monitor arms or In-desk mounts available
Lighting	Task lights & low lights available
Phone	Mounts available
19" Rack Mount	Facilities available
Ventilation & Cooling	Available
Acoustics	Sealed compartments
Keyboard Drawers	Fitted into desk
Headphone Jack Panels	Concealed in desk



Proposed console designs

Please talk to MFB about your console requirements and experience the difference in dealing with a professional Australian manufacture.

RACK ACCESSORIES



Flat Shelves pg 72


Telescopic Shelf
pg 73

Telescopic Drawer
pg 74

**Telescopic Shelf
with Pivot Plate** pg 73

**Telescopic
Writing Desk** pg 74

Cantilever Shelves
pg 72



Roof Fan Tray pg 80

19" Fan Panel pg 81

1RU Fixed Fan Tray
pg 81

**Vertical Power
Distribution Board**
pg 78

Vertical Cable Tray
pg 76

**Horizontal Power
Distribution Board**
pg 78

**Hi-Density Horizontal
Power Distribution Board**
pg 78

**Horizontal Wire
Management Tray**
pg 75


**1RU Cable Retaining
Hoop Panel**
pg 75

**Horizontal
Cable Duct**
pg 77

Earth Bar
pg 75

FLAT SHELVES

Designed to suit MFB's cabinet range, these shelves are vented and finished in black powder coat. Various depths are available and can be mounted with our easy tool less mounting system.



STANDARD

This shelf can carry loads up to 50kg evenly distributed.

DEPTH	19"
300	03010-01
400	03010-02
500	03010-04
600	03010-06
700	03010-09



HEAVY DUTY

Heavy duty shelves are 30mm in height and can carry loads of up to 200kg evenly distributed. (heavier loads upon request)

DEPTH	19"
300	03051-01
400	03051-02
500	03051-04
600	03051-06
700	03051-08
800	03051-40
900	03051-58




TOOL FREE MOUNTING

All standard flat shelves take advantage of the tool free mounting, providing a much simpler and faster installation.

Designed for use with either the type A or C mounting angles.

CANTILEVER SHELVES


These shelves are designed for front mounting only and are vented and finished in black powder coat. Various depths are available and can be mounted easily with tool free mounting.



THREE-PIECE

Constructed in three parts (2 side plates and a flat shelf that lock together). These Tray Sides may be paired with all size standard flat shelves, the depth dimensions shown are the suggested minimum shelf depth for each tray side. Deeper shelves may be paired to smaller sides. Sides and Base are ordered separately.

SIZE	BASE PLATES	SIZE	SIDE PLATES
300	03010-01	2RU	02727-10
400	03010-02	3RU	02727-11
500	03010-04	4RU	02027-12
600	03010-06	5RU	02027-13




ONE-PIECE

Designed to suit all 19" rack enclosures and open frames, the one piece shelf is suited for small, lightweight equipment. The shelf is fully vented & comes with all fixing hardware.

SIZE (ONE PIECE)	LOAD CAPACITY	19"
1RU x 200mm	6kg *Evenly Distributed	12068-50
2RU x 250mm	30kg	12068-46

TELESCOPIC SHELVES

These shelves are compatible with rack studs and tool free mounting.



 COMPATIBLE WITH TOOL FREE MOUNTING



 COMPATIBLE WITH TOOL FREE MOUNTING

STANDARD

Designed to allow non 19" mounting equipment to be housed in a rack. Slides allow for complete depth of shelf to be slid out. All sizes take 45kg load evenly distributed.

DEPTH	19" CODE
350	03048-01
450	03048-03

WITH PIVOT PLATE

Allows for a standard width keyboard to be used in a 19" rack. The keyboard is placed on the pivot plate and when the shelf is withdrawn the keyboard can be pivoted around, also allowing space for a mouse at the rear.

DEPTH	19" CODE
450	03071-01

Telescopic items have provision for mounting Hinged Cable Carrier. MFB use "Accuride®" slides on all telescopic mounting accessories, they were chosen by MFB for their smooth action under heavy loads, superior features and extreme durability.

TELESCOPIC DRAWERS & SLIDES

Standard sizes available, 2RU + 3RU (except Writing Desk). Available in 350 and 450 deep.



COMPATIBLE WITH TOOL FREE MOUNTING



COMPATIBLE WITH TOOL FREE MOUNTING



COMPATIBLE WITH TOOL FREE MOUNTING

STANDARD

Fitted with a central pull out handle. Complete depth of drawer can be pulled out from rack.

HEIGHT	DEPTH	CODE
2RU	350	03050-01
	450	03050-05
3RU	350	03050-03
	450	03050-06

LOCKABLE


All drawer units can be optioned with a key lock, when mounted beneath a piece of equipment or a shelf for instance, this option provides a moderate level of security for the drawer contents.

HEIGHT	DEPTH	CODE
2RU	350	03050-13
	450	03050-23
3RU	350	03050-24
	450	03050-25

WRITING DESK

Complete with a laminated writing surface and a storage tray underneath. Like the shelf, it occupies 1RU. The writing surface is hinged along its rear edge and opens to provide a storage tray.

DEPTH	19" CODE
350	03049-01
450	03049-03



FIXED EQUIPMENT SLIDES

Designed to mount using either Type A or Type C mounting angles, these Fixed Equipment Slides have an adjustable rear mounting bracket, providing adjustability for vertical mounting angles, equipment and slides. The slides can be mounted into all cabinets, they are powder coated in Sable Black. All slides have a load rating of 50kg.

DEPTH	CODE (PER PAIR)
300	03058-01
400	03058-02
500	03058-03
600	03058-04
700	03058-05
800	03058-06



TELESCOPIC EXTENSION KITS

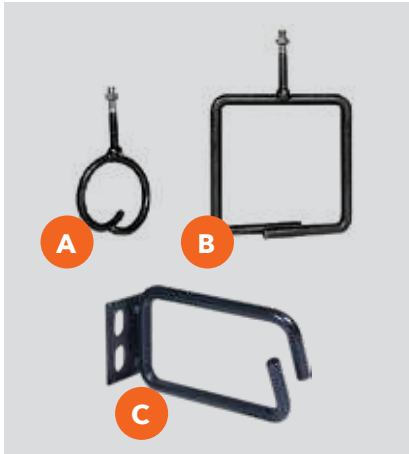
Telescopic Extending Rear Brackets are used when mounting rails are set at extended distances. Generally used in deeper frames they provide flexibility when positioning accessories in the rack when items of different depths are used. A rear short or long telescopic extension kit must be ordered separately, depending on the distance between the front & rear mounting angles within the rack.

SLIDE LENGTH	SHORT BRACKETS		LONG BRACKETS	
	MIN	MAX	MIN	MAX
350	335	520	635	820
450	335	650	635	950

TYPE	CODE
Short Extension	03008-03
Long Extension	03008-04

CABLE MANAGEMENT

MFB manufacture a large range of cable management solutions to suit every situation. MFB can also custom make cable management products to your specific needs.



LACING RINGS

Positioned at any available hole, cables are bunched and tied together. Rings provide support at the point where cables branch off to equipment.

SIZE	CODE
A 50mm Round	03032-01
B 100mm Square	03032-02
C 1RU Rectangle	03032-04
Recessed Rings (to suit Class C)	03032-12
Recessed Rings (to suit S280)	03032-13



LACING BARS

Lacing Bars provide additional cable support and can be used at any location within the rack.


VERTICAL		HORIZONTAL	
RU	CODE	WIDTH	CODE
12	12063-05	19"	12150-01
18	12063-04		
24	12063-06		
27	12063-01		
33	12063-07		
39	12063-02		
42	12063-08		
45	12063-03		



EARTH BAR

The copper earth bar mounts vertically in the racks and comes with M6 tapped holes at 100mm pitch. Also available is an optional Insulation bush. Tin plated copper 3mm x 20mm.

TYPE	CODE
12	12064-04
18	12064-05
24	12064-06
27	12064-01
33	12064-07
39	12064-02
42	12064-08
45	12064-03
Earth Bar Insulation Bush Assembly	03313-01



COMPATIBLE WITH TOOL FREE MOUNTING

CABLE RETAINING HOOP PANEL

Fitted with 5 hoops that feature open ends. It is designed to fit across the 19" racking to provide a sturdy support for cables. Finished in black powder coat.

RU	19" CODE
1	02100-01
2	02100-07



COMPATIBLE WITH TOOL FREE MOUNTING

HORIZONTAL WIRE MANAGEMENT TRAY

This 1RU tray is designed to provide cable support and distribution for use with patch panels etc. Finished in black powder coat.

WIDTH	CODE
19"	12527-01



HINGED CABLE CARRIER

Designed to mount to the rear of telescopic equipment and provide a support for cables when being moved in and out.

CODE
03022-01

CABLE MANAGEMENT



CABLE TRAYS

Providing a traceable wire management system which is designed to provide a more simplified installation. The locating tab at the bottom of the tray offers simple positioning along the base frame teamed up with push in snap rivets which fasten the cable tray onto the frame. The design allows the use of Velcro and cable ties. All designs suit toolless mounting with no cage nuts or screws required. Designed with a safety edge for cabling, also providing the ability to interlock additional cable trays, creating a wider space for cabling.

VERTICAL			HORIZONTAL		
RU	WIDTH	CODE	WIDTH	RU	CODE
12	100	02069-01	19"	2	12157-01
	150	02069-09		3	12157-02
18	100	02069-02			
	150	02069-10			
24	100	02069-03			
	150	02069-11			
27	100	02069-04			
	150	02069-12			
33	100	02069-05			
	150	02069-13			
39	100	02069-06			
	150	02069-14			
42	100	02069-07			
	150	02069-15			
45	100	02069-08			
	150	02069-16			



VERTICAL CABLE DUCTING FOR CHANNEL RACKS

Vertical cable ducting can be fitted to both front and rear of the steel channel rack- providing excellent cable management for patching applications. Cable duct kits can be fitted with an added feature of baying them together to create a suite of racks.

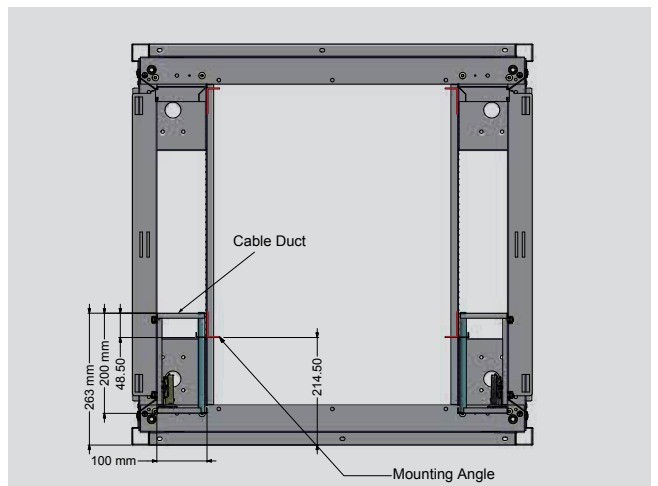
To assist with providing a neat cable management system, all ducts are fitted with a single full height door with a concealed soft closing hinge. All kits are fitted with 12mm diameter metal support fingers and feature cable entry holes down the sides of the chassis to allow for cabling.

VERTICAL CABLE DUCTING FOR REDUCER CABINETS

The cable duct kits can be fitted down both sides of any 800mm wide cabinet, or down one side of a 700mm wide cabinet while still maintaining 19" racking. Installation into the rack has been made easy and quick 4-point fixing.

The 100mm Wide x 200 mm deep duct kit, can be fitted to both the front and rear of a cabinet. See below plan view drawing to establish which depth rack will suit your application.

RU	CODE
18	03311-07
27	03311-05
33	03311-11
39	03311-03
42	03311-09
45	03311-01



Cable duct fitted to cabinet at front with mounting angle

Got a really big job?
Talk to MFB about their S100 High Density Open Patching Frame and 300w ducting options.


CABLE MANAGEMENT



PVC CABLE DUCTING

Cables are retained inside ducting by snap on cover and exit from ducting through the slots provided. Ducting size 80mm wide x 60mm deep. Made of PVC.

RU	CODE
12	12308-20
18	12308-21
24	12308-22
27	12308-23
33	12308-24
39	12308-25
42	12308-26
45	12308-27



HORIZONTAL CABLE DUCTS

2RU Horizontal Cable ducts may be used to bridge cables across racks, these ducts feature finger openings that come with plastic cable protectors to guide the cables smoothly without the risk of sharp bends occurring. These fingers run along both sides of the duct. The unit is also fitted with a cover. Constructed in steel and come with a black powder coat finish.

WIDTH	CODE
19"	03312-01



ROOF CABLE DUCT

This 2 stage fully adjustable cable duct extends from 450mm to 850mm. The addition of a third section extends it up to a further 400mm. Mounts directly onto the roof gland plate opening. Both sections are in two parts allowing the duct to be assembled around existing cabling. Powder coat finish in customer choice of colour. Suits all cabinets with top gland plate including wall mount cabinets.

Note: The third section is the lower section mounted upside down.

TYPE	CODE
Complete Assembly	03065-08
Lower Section Only	03065-09



OVERHEAD CABLE DUCT SYSTEM

Designed to accommodate a large number of cables across a suite of S2005 cabinets. The 200mm wide duct sits above the roof panel and provides a "drop in" feature, which allows cables to enter the cabinet in the correct position. The rail kit offers the flexibility to mount the duct at any position throughout the depth of the rack. This also provides the ability to add additional ducts for extra width. Both the 700 wide and 800 wide have the "drop in" feature. Assembly is easy with all required fixing points already on the rack, simply screw in the rails kits and fix on the duct sections.

SUPPORT RAIL KIT		CABLE DUCT	
SUITS DEPTH	CODE	SUITS WIDTH	CODE
600	03065-15	600	03065-10
700	03065-16	700	03065-11
800	03065-17	800	03065-12
900	03065-18		
1000	03065-19		



CABLE GLAND EDGE PROTECTOR

This easy to apply protector can be cut to length and grips to the edge of the steel for superior protection of cables. Edge protector can be used on any cable cut out no matter the shape or size.

Note: To suit standard 200 x 75 cable gland opening.

LENGTH	CODE
500mm	37110-54

POWER DISTRIBUTION BOARDS

All of MFB's Power Distribution Boards for the Australian market are manufactured in compliance with AS/NZS 3000:2018



HORIZONTAL - 19"

Available in 1RU 6 outlet, and 2RU 10 outlet, they are designed to mount across the 19" racking. And all boards are supplied fully wired, fitted with circuit breaker, and a 2.5m lead. Global outlets and sockets are also available, including US, UK and Singapore. MFB can also supply solutions for custom power distribution, our sales and design team will work with you to provide a product that will perfectly suit your needs.

OUTLET TYPE	PLUG TYPE	1RU 6 OUTLET RECESSED	2RU 10 OUTLET RECESSED
10A Australian	10A Australian	93500-01	93500-40
Australian	10A IEC	93500-27	93500-41
Australian	10A Screw Lock Plug	93500-30	93500-42
10A Australian	15A Screw Lock Plug	93500-28	93500-43
10A IEC	10A IEC	93500-14	93500-44
15A IEC	15A IEC	93500-15	93500-45

Whilst the part numbers for the 19" versions are listed, boards to suit 800 wide, 700 wide and non recessed mount are also available by using MFB approved adaptor panels.



GLOBAL OUTLETS

Whilst we stock the Australian type outlets. Configurations for the world market are available upon request. These include US, UK, IEC and Singapore sockets.



VERTICAL POWER DISTRIBUTION BOARD

The vertical power boards are available in 4 different lengths and are designed for quick mounting to any cabinet. The boards are fully wired, fitted with circuit breaker, and a 2.5m lead.

Global outlets and sockets are also available.

HEIGHT	OUTLET	AUS OUTLETS	CIRCUIT BREAKER	PLUG	STD PLUG	SCREW LOCK PLUG
18RU	6	10A	10A	10A	93500-02	03203-60
		15A	15A	15A	93500-152	93500-156
		20A	20A	20A	03202-40	03209-60
		10A	15A	15A	-	93500-160
		10A	20A	20A	-	93500-164
27RU	12	10A	10A	10A	93500-03	03203-62
		15A	15A	15A	93500-153	93500-157
		20A	20A	20A	03202-41	03209-61
		10A	15A	15A	-	93500-161
		10A	20A	20A	-	93500-165
39RU	18	10A	10A	10A	93500-04	03203-63
		15A	15A	15A	93500-154	93500-158
		20A	20A	20A	03202-42	03209-62
		10A	15A	15A	-	93500-162
		10A	20A	20A	-	93500-166
45RU	24	10A	10A	10A	93500-05	03203-64
		15A	15A	15A	93500-155	93500-159
		20A	20A	20A	03202-43	03209-63
		10A	15A	15A	-	93500-163
		10A	20A	20A	-	93500-167

Power Board Customization

MFB are able to offer a large range of configurations. From IEC, Screw Lock Plugs, and Dual Polarity to Multiple Circuits, Individually Switched and every different socket and plug combination you can think of.

POWER DISTRIBUTION BOARDS



SENTINEL MONITORED POWER DISTRIBUTION

The Sentinel Power Boards provide reliable power distribution combined with local and remote power management with environmental monitoring via IP.

Available with either Australian, IEC C13, IEC C19, IEC C13 Locking and IEC C19 locking, these power boards have the ability to view power, temperature and humidity levels via a web browser or receive SNMP based alarms when conditions exceed defined thresholds. User defined outlet control access can be managed by the administrator with the ability to reboot attached appliances in a controlled timed sequence.

The modular format on all outlet types in blocks of 8 to 16 outlets per module allows for standard & high density configurations. Single phase inputs and three phase inputs are available.

Information on total amp draw, humidity and temperature are also displayed directly on the power board, together with warning displays for an out of threshold situation.



10 amp IEC outlets tested & approved - IEC60320



A modular construction guarantees a perfectly customizable solution including standard and high density configurations that best suit your needs



The circuit breaker is of UL489 standards. It has been designed for worldwide data centre compatibility.

AIR MANAGEMENT

MFB recognises the importance of maintaining effective airflow within cabinets, and for this reason MFB have an extensive range of products that best suits your needs.



ROOF FAN TRAY

Designed to suit S2005, S210, S400 Type A cabinets, the fan unit mounts within the top frame of the cabinet and does not take up any of the racking area. The unit can be optioned with speed controller or adjustable thermostat. To allow for cabling the unit can be moved forward or to the rear of the cabinet allowing for free cabling space through the roof panel.

NO. OF FANS	OPTIONS INCLUDED	CODE
2	-	06008-01
	THERMOSTAT	06008-20
	SPEED CONTROLLER	06008-40
	THERMOSTAT & SPEED CONTROLLER	06008-45
4	-	06008-02
	THERMOSTAT	06008-21
	SPEED CONTROLLER	06008-41
	THERMOSTAT & SPEED CONTROLLER	06008-46
6	-	06008-03
	THERMOSTAT	06008-22
	SPEED CONTROLLER	06008-42
	THERMOSTAT & SPEED CONTROLLER	06008-47

1RU AIR FLOW DIVERTER

This unit overcomes the problem of air progressively heating as it passes through a rack full of equipment. Primarily developed for use with stacks of card frames (Eurocard etc) these units are interspaced between each device. The unit works by drawing cool air in below a card frame or piece of equipment which draws air in from the front of the rack and directs it up through the equipment, the heat baffle unit above then draws the air out of the top of the card frame and exhausts it out to the back of the rack. All sizes suit 19" equipment. All fans are 48v DC, and come with a 230v power pack. Custom sizes are also available.

STOCK DEPTH	CODE
300	03034-10
350	03034-11
400	03034-12

AIR MANAGEMENT



COMPATIBLE WITH TOOL FREE MOUNTING

1RU FIXED FAN TRAY

The unit fixes directly to the vertical mounting angles, comes standard with a illuminated switch, and can be optioned with speed controller and an adjustable thermostat. Optional rear support brackets are also available. The 6 fan version comes standard with rear support brackets.

NO. OF FANS	DEPTH (MM)	OPTIONS INCLUDED	CODE
3	250	-	03003-06
		THERMOSTAT	03003-23
		SPEED CONTROLLER	03003-54
6	450	-	03003-08
		THERMOSTAT	03003-21
		SPEED CONTROLLER	03003-58

REAR BRACKET KIT	CODE
SHORT	03008-01
LONG	03008-02

Short Bracket to fit 3 Fans (325-495mm) / 6 Fans (325-710mm)
 Long Bracket to fit 3 Fans (630-800mm) / 6 Fans (630-1010mm)



COMPATIBLE WITH TOOL FREE MOUNTING

RACK MOUNT FAN PANEL

The 3RU fan panels are punched to accept either 2 or 3 x 120mm Muffin type fans. The 6RU is punched to accept 4 fans. Fully wired.

TYPE	19"	650	700	800
3RU X 3 FANS	03003-01	03004-01	03003-48	03003-50
3RU X 2 FANS	03003-03	03004-02	03003-47	03003-51
6RU X 4 FANS	03003-04	03004-03	03003-49	03003-52



GRILLE TRIM ASSEMBLY

Mounts at the base of the Type A and S2005 Cabinets, the trim is fitted using push/pull locking clips, which allows easy removal for changing filters where fitted.

TYPE	CODE
19"	03038-01
650	03038-02
S2005, 600	06013-01
S2005, 700	06013-03
S2005, 8000	06013-01

AIR CONDITIONERS



w e g w e i s e n d i n n o v a t i v

MFB Products has partnered with Seifert Systems to offer its range of Thermal management products. Including indoor and outdoor enclosure cooling systems, Peltier thermoelectric coolers, heat exchangers, fans, heaters and thermal controls.

The entire Seifert industrial product line is cURus, CE and RoHS approved.

Cabinet applications

The S280 Industrial range of cabinets are designed to accommodate the full range of Seifert air conditioners. Mounting options include, side, top and door mount. When Seifert air conditioners are ordered with MFB cabinets, mounting apertures are considered during the manufacturing phase - ensuring precision fitting. The Seifert range is designed for indoor and outdoor applications. They are rated from IP54 to IP56, The Peltier Thermoelectric Coolers are rated at IP66. Seifert air conditioners are available in Mild Steel powder coat RAL7035 and Stainless Steel (304 and 316)



SLIMLINE PRO

The easiest way of installing a cooling unit.

The innovative one man mounting systems from Seifert allows a screw less installation with no need of additional fixing material.

Depending on the size of the unit the mounting time can be reduced to less than 2 minutes. Simplified cutouts without the need of drilling holes into the enclosure add to the ease the mounting even further.

Available in a mild steel finished in RAL7035 - or stainless steel - all models have an integrated condenser evaporation system, an electronic controller with colour display, a temperature range from -40°C to +60°C and an ingress protection class of IP 56. They also comply with NEMA type 3, 3R, 12, 4 and 4X.

SlimLine Pro cooling units are suitable for indoor and outdoor use, with cooling capacities from 300 W to 6 kW they cover a big range of applications.



SLIMLINE

Filter less cabinet cooling

The optimized wide-ribbed aluminium condenser provides improved cooling performance and ensures reliability in industrial operations. High quality components form the basis for the smooth running and long working life of the SlimLine air conditioners.

Roof mount and 19" internal rack mount units is also available.

The units can be externally or internally mounted and are only 110mm deep and therefore currently the slimmest air conditioners on the market. As only small apertures need to be cut for mounting, the cabinet doors remain stable.

All SlimLine indoor air conditioners meet the latest European standards and are cURus certified.



SOLITHERM OUTDOOR

Streamlined design - quicker manufacturing time

Standardizing components, versions and sizes across the range, diminishing the need for large spare parts holdings.

Ensure proper installation. Use the installation kit provided including the self adhesive gasket.

Ensure the enclosure is sealed to a minimum IP56. This level of ingress protection will ensure the a/c unit runs at optimum performance, the compressor is working correctly and the condensation is at a minimum.

Mild Steel finish RAL choice of colours, RAL7035 as standard. IP56. Up to Nema4x Stainless Steel available - 304 and 316

Electric Condensate Evaporator available for 2kW units and up.

Electronic controller display on the enclosure side of unit. The display indicates temperature and operating status and can be easily set and adjusted by the user via user interface

Filters are available for excessively dusty dirty, greasy environments.




PELTIER

Efficient cooling with Peltier technology.

The thermoelectric elements create a temperature difference between the internal and ambient heat sinks, making internal air cooler while dissipating heat into the external environment. Fans help the transfer of convective heat from the heat sinks, which are optimized for maximum flow. These air conditioners come in powder-coated sheet steel or stainless steel housings according to customer's requirements. They can be mounted in any position because these units don't have a compressor and no moving parts. Depending on the mounting situation the condensation management may need to be considered and possibly adjusted.

Seifert Peltier air conditioners are resistant to extreme ambient conditions and can operate effectively even in environments which are dusty and oily and where temperatures may vary from -20°C to +65°C. They comply with European standards IEC/TC 62610-1 and IEC/TC 62610-3, and can be used for both indoor and outdoor applications. The ingress protection rating is IP 66. Seifert offer most of their Peltier units with AC or DC voltage.

LIGHTING



SEIFERT STRIPLITE LED

The new striplite LED light fixture is the economical and space saving solution for cabinet and enclosure lighting. The state of the art LED technology ensures a long and maintenance free life cycle.

The main features are:

- Combined AC & DC voltage range allows the universal use with a single model
- Motion sensor or ON/OFF switch available
- Various fitting options for more flexibility
- Daisy chain cables allow to connect up to 16 lights with AC and up to 8 lights with DC voltage
- Wieland or push fit connector for fast and easy installation

KVM SWITCH & RACKMOUNT TECHNOLOGY



MFB are a distributor of an extensive range of KVM switches, LCD Monitors and Rack Mount Technology. This reliable and versatile range provides a solution for each application.

KVM DRAWER

The keyboards are available in standard notebook or cherry style and can be fitted with touchpads or a trackball. There are 1RU and 2RU versions available with options for fixed and pull out screens with or without 8 port or 16 port KVM switches at the rear.



KVM BOXES

KVM boxes are available in 8,16 and 32 port configurations, utilising D-sub 15 or Cat5e inputs.

The units support both USB & PS2 connections. The design allows you to upgrade from a single port console to a multiple port.



FLAT PANEL & TOUCH SCREEN

Available in 8RU/17" Touchscreen and 19" Rack mount monitor. Perfect for 19" racks, cabinets or consoles where touchscreen ability is required.

Includes On Screen Display for LCD, front handles for Quick installation is achievable with the standard 19" rack mounting and supplied with DVI, D Sub (SVGA) and USB interface options.

E-RACK - RACK DOOR CONTROL



RACK DOOR CONTROL

The E-Rack Door locking solution is ideal for racks in Data Centres , Remote locations or Multiple Sites offering maximum security & user control. The POE (Power Over Ethernet) driven solution can be managed from your NOC, Office or where ever you have internet connections. This World Class solution allows for complete access control to your racks & enclosures. Know who is entering any rack at any time.

Fast , effective & easy installation ensures total protection of all rack content ensuring no unauthorised access and logs of all events by operations.

Features

- Remotely monitored and controlled over the network using standard web browse
- Inbuilt management software
- Single source for access permissions
- SNMP & email notifications
- Key override in the event of network failure
- A system that is easy to install & use
- Cost effective integration & fault tolerance
- Easy to retro fit into existing enclosures
- Flexibility to meet changing data centre needs
- Optional integration into DCIM , graphic representation with drag-and-drop device legend for current equipment status


PLINTH & BASE



CASTOR RAILS

Adds 30mm to the overall height of the rack. Suits all Type A and S2005 racks. Levelling feet can be specified to use with these rails. Brakes can be supplied however they must be activated from within the rack. For all 700 and 800mm wide S2005 racks the rails to mount the castors are already included. Max Load 200kg.


TYPE	CODE
19" Frame 1 Pair	03057-01
Reduced Frame (Set)	06012-05
Brake Assembly (Pair) to suit Castor Rail	03046-02



LEVELLING FEET

Can be fitted to all larger cabinets.

TYPE	CODE
Type A & B (1 Set)	03024-03
S2005 Series (1 Set)	03024-05

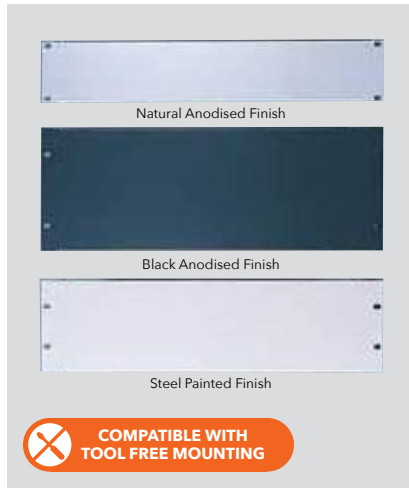


WALL MOUNT KIT

Under cabinet support kit

600 WIDE	800 WIDE
02082-60	02082-61

PANELS



**VENT PANELS
(WITH SNAP IN STUDS)**

All panels are intended to be used between heat generating equipment to assist air flow. Standard colour is black, however other colours can be specified.

RU	19" CODE
1	03309-01
2	03309-02
3	03309-03
4	03309-04
5	03309-05
6	03309-06

BLANK PANELS

Blank panels are stocked in steel for painted finish and in Aluminium for natural and blank anodise finish. Stock sizes are from 1RU through to 12RU. All styles suit tool free mounting. Sizes larger than 12RU can be made to order.

RU	STEEL 19"	NATURAL ANODISED	BLACK ANODISED
1	03307-01	03307-13	03307-25
2	03307-02	03307-14	03307-26
3	03307-03	03307-15	03307-27
4	03307-04	03307-16	03307-28
5	03307-05	03307-17	03307-29
6	03307-06	03307-18	03307-30
7	03307-07	03307-19	03307-31
8	03307-08	03307-20	03307-32
9	03307-09	03307-21	03307-33
10	03307-10	03307-22	03307-34
11	03307-11	03307-23	03307-35
12	03307-12	03307-24	03307-36

EZIBLANK PANELS 19" 6RU

EZIBLANK® 6-RU Blanking Panel is a well received innovative Australian data centre product that is made of the highest quality of flame retardant (UL94 V0) ABS plastic. Moulded with precisely engineered clips, EZIBLANK® Blanking Panel can be installed easily onto square mounting holes of any EIA-310-D compliant 19" server rack to prevent recirculation of hot exhaust air within server racks.

The snappable feature of the EZIBLANK® 6RU Blanking Panels makes it the perfect server rack accessory for data centre operators where separated panels can be installed and reused onto different RU heights of unused space.

Specifications


Material	Impact resistant, water resistant, anti-static ABS plastic
Colour	Black
Standards	EIA-310-D
Environmental	RoHS Compliant
Toxicity	Non toxic and resistant to chemicals
Flammability	UL-94 VO rated, Flame retardant ABS plastic
Recyclability	100% recyclable and reusable

Shipping (pack of 10)

Weight	3.5kg
Dimensions	520L x 390W x 80H

CODE
02710-01

MISCELLANEOUS



INTERNAL FRAME SWING ASSEMBLIES

This swing frame assembly has been adapted to allow it to be used in Type 'A', S2005, S280 Industrial and RFI 19" cabinets.

The design of the swing frame requires the usable rack area to be reduced by 3-rack units.

When using 18RU, 27RU, 39RU or 45RU cabinets, the maximum height swing frame assembly for the cabinet is 15RU, 24RU, 36RU and 42RU respectively.

The swing frame assembly is most useful for rear mounting patch panels behind front mounted equipment whilst still allowing access to the equipment rear. They can also be mounted directly on to a wall typically in a riser cupboard. Areas of confined space that require rear access is another popular application.

RU	MOUNTING ANGLES	STIFFENERS
4	03017-01	03017-50
10	03017-02	03017-51
15 (18)	03017-03	03017-52
24 (27)	03017-04	03017-53
36 (39)	03017-05	03017-54
42 (45)	03017-06	03017-55

CABINET FRONT STABILISERS

Designed to suit S2005 range of cabinets. These add to the stability of the cabinet when heavy slide mounted equipment is fully extended out; file servers are typical of this equipment. The stabilisers may be pivoted back flush with the cabinet front when they are not required. This is an important safety feature as fixed stabilisers-present a significant pedestrian-traffic hazard. A panel printed with a warning regarding the use of-Front Stabilisers is available and recommended.

WIDTH	CODE
600	06022-01
700	06022-03
800	06022-02



LIFTING SPREADER BARS

Designed for use with all MFB standard sized cabinets. Used in conjunction with eye bolts mounted in the cabinet top, this bar assembly eliminates side loading on the eye-bolts.

CODE
03302-01

MISCELLANEOUS



DOCUMENT POCKET

Suitable for fitting to the inside face of doors, side panels etc, accepts up to A4 size. Attachment is by double sided foam tape.

CODE
12135-01



RU PRINTED MTG ANGLES


RU	TYPE A	TYPE C
12	02015-01	02015-10
18	02015-02	02015-11
27	02015-03	02015-12
33	02015-04	02015-13
39	02015-05	02015-14
45	02015-06	02015-15



CAGE NUT ASSEMBLY

Comprises M6 cage nut, a nylon washer and an M6 x 16 pan head cross recess screw with a black finish.

TYPE	CODE
Bag of 50	03025-04



DIN RAIL AND FRONT PANEL

Designed to accept DIN rail mounting components like circuit breakers, earth bars etc. The DIN rail and front panel are black. The panel cut-outs will accept various blanking plates to infill between components and can be customised to suit individual applications.

TYPE	CODE
3RU Front Panel 19"	12055-01
DIN Rail	12054-01

LIFTING EYE BOLT

Forged steel and come with an M10 thread and a galvanised plated finish. These certified 250kg each load capacity eye bolts should be specified at time of ordering and for safe lifting, spreader bars should always be used.

Refer to General Notes on inside back cover.

TYPE (SET OF 4)	CODE
Vented Top	03033-02
Plain/Grille Top	03033-03



RACKSTUDS™

Rackstuds™ are the revolutionary replacement for the cage nut used to mount IT, Pro A/V, Security, Telecommunications in 19" racks.

TYPE	CODE
Bag of 100	31030-09

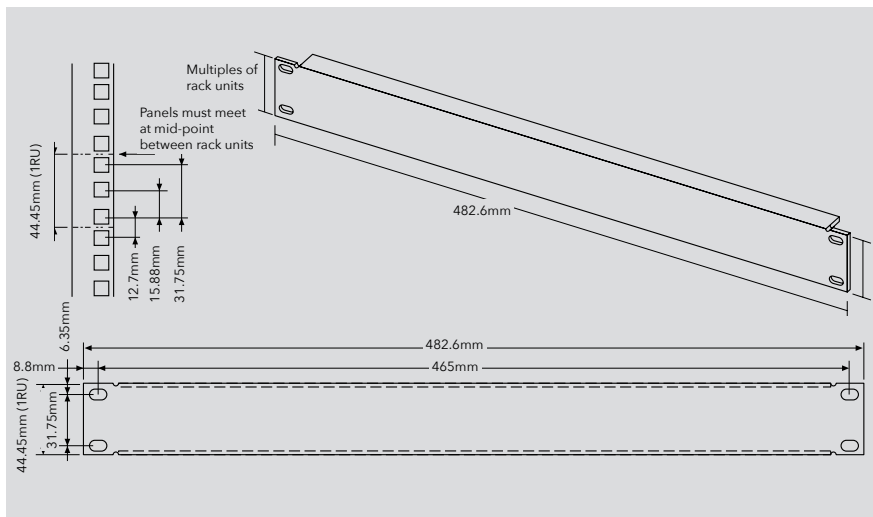


LCD MONITOR MOUNT PANEL 19"

This 3RU Panel is designed to assist with the mounting of flat screens within a cabinet. The panel mounts across the mounting angles and comes with VESA 75mm and VESA 100mm mounting detail. Made from 2.0mm steel and finished in powder coated black.

CODE
12111-01

GENERAL NOTES



IEC 60297

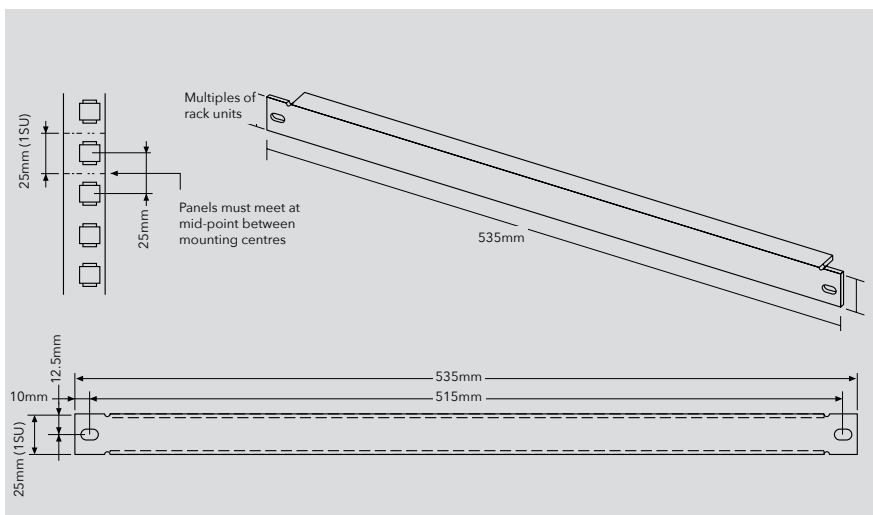
Apart from the ETSI range, all cabinets in this catalogue generally conform to IEC 60297 and AS 1939 standards for 19" racking. This standard forms the basis of all other related 19" standards. Strict conformance to the details of the mounting of 19" equipment is essential for the racks, subracks and internal housings. However strict conformance relating to external cabinet dimensions imposes severe design styling constraints for relatively minor benefits. Where close conformance is demanded we suggest our 2005 range.

1 RU = 44.45 (1 3/4")

For tolerance requirements reduce calculated height by 0.8mm.

E.g. 3 RU 3 x 44.45 = 133.35 - 0.8
= 132.55

Therefore, 132.55 is the actual height.



ETSI

This European Telecommunication Standard (ETS) has been produced by the Equipment Engineering (EE) Technical Committee of the European Telecommunications Standards Institute (ETSI). The standard is aimed at setting out, on a common basis, the engineering requirements for telecommunication practice, for housing equipment forming part of a public telecommunications network. This ETS applies to all telecommunications equipment forming part of the public telecommunications network.

TABLES AND UNITS OF MEASUREMENT

Weights shown are indicative only and refer to full rack configuration including frame, two-sides, top-panel one metal door and one glass door. All weights shown are in kg and all dimensions in mm, unless otherwise specified.

DEGREES OF DUST AND MOISTURE PROTECTION

AS1939 (BS 5490, DIN 40050 PART 1, AND IEC 529)

IP55 is most commonly quoted as the degree of protection from dust & moisture but what does it mean? I.P. (International Protection) is followed by 2 numerals as follows. The first denotes degree of protection from solid bodies, the second from liquids. Therefore the first "5" is "dust protected" defined as; "dust does not enter in sufficient quantities to interfere with the satisfactory operation of the equipment." The second "5" specifies; "water projected by nozzle against the enclosure from any direction shall have no harmful effect". Figures higher than 55 would only be needed in extreme circumstances and would certainly add greatly to the cost of the cabinet and may well interfere with other requirements. A cabinet with IP55 specifications cannot be satisfactorily vented to exhaust heat generated by the housed equipment, therefore a heat exchanger or an air conditioner may be necessary. Manufacturers of both these items do not rate them above IP55, both are expensive and not justified if the real protection requirement could have been achieved with the use of louvres and a filtered fan unit.

ROHS COMPLIANCE INFORMATION

European Directive 2002/95/EC on the Restriction of Hazardous Substances (RoHS)

Where required, all products manufactured and assembled by MFB comply to the requirements for ROHS compliance.

DUST FILTERS

Caution should be exercised when specifying filters if regular filter servicing cannot be ensured.

EYE BOLTS

Loadings are calculated on a lift square to a fully engaged eye bolt. This means that for a heavily laden cabinet spreader bars must be used in conjunction with the eye bolts. A-diagonal pull may exceed the safe working capacity of the eye bolt.

CASTORS

Manufacturers do not guarantee their castors to withstand the effect of a heavily laden castor hitting an obstacle. The forces exerted onto an individual castor when it rolls into a groove in a concrete floor or even hits a power cord on the floor can far exceed the recommended safe load therefore this should be taken into account when using castors.

LOAD CAPACITIES

The load carrying capacities stated throughout this brochure are based on; level free standing, stationary cabinets, accessories suitably mounted and loads evenly distributed.

ACCESSORY COMPATIBILITY

Whilst every effort is made to ensure accessory compatibility, inevitably some combinations are just not compatible. As an example, vertical power distribution panels and flat shelves, cannot be combined in a S2005B rack. There are however several solutions available. They include:

1. Use a horizontal power distribution panel. This is suitable for a small number of power outlets.
2. Use cantilever shelves. This is satisfactory except they are slightly more expensive than flat shelves.
3. Install additional Type "C" mounting angles and horizontal stiffeners. This is economic if a large number of shelves and power outlets are a requirement.
4. Change to a Type "A" or Series 2005 rack, perhaps without a front door.

This problem seldom occurs but when it does our technical staff will always advise the most appropriate and economical solution to each situation.

POWER DISTRIBUTION PANELS

To ensure compliance with the requirements of the Electrical Authorities, suitably approved products should always be specified. (Look for the Approval Number).

UNIQUE DESIGN REQUIREMENTS

Special depth, non standard height, cable entries in side panels, etc. can all be produced but they invariably take extra time, so expect an extended lead time. Unless a large quantity of cabinets are involved special requirements are usually expensive, so expect the unit price to be less economical. We are always pleased to discuss any specials but please acknowledge these points.

CONCLUSIONS

Observe the points listed, don't over engineer, but if doubt exists about the cabinet size it is usually better to go to the larger size. Equipment is more likely to be added than removed. Please talk to one of our sales staff. They have considerable experience, will give sound advice and have your interest as paramount - MFB want you back as a satisfied customer again.

SHIPPING NOTES

Whilst there are some cabinets that can be supplied unassembled, most cabinets are supplied assembled.

Shipping cabinets unassembled can be a cost saving when shipping to distant or remote areas. Multiple unassembled cabinets per packing case further reduce costs.

Please talk to MFB to see if an unassembled solution is suitable for your order.

MFB do not recommend shipping cabinets to distant or remote areas without a packing case. These will be charged to the customer as a separate cost.

Freight is quoted to a street address at a ground floor location unless otherwise informed by the customer at time of quotation. Difficult sites may incur an additional charge if the driver cannot make the delivery unassisted.

Insufficient, inaccurate or delayed communication on the part of the Purchaser during a delivery which are required to complete the delivery will the responsibility of the purchaser. Any costs incurred as a result will be billed to the purchaser.

All accessories ordered at the time of purchase of a rack will be where possible, packed within the rack and therefore will attract no additional freight costs.

TERMS AND CONDITIONS OF SALE

Our standard terms and conditions of sale apply. Please refer to our website for a copy, or you can request a copy via email or phone.

COLOURS



34002-44
Sable Black



34002-60
Monument




34002-61
Deep Ocean



34002-62
Dune



34002-63
Paperbark



34002-64
White

The six colours are our standard range. As colour printing can only give a representative indication we suggest customers request spray out samples to guarantee exact colour match. Any other colour may be specified, however additional cost and/or lead time will result. For accurate colour identification refer to Australian Standards AS 2700S-1985 or Pantone standards.

AUSTRALIAN MADE



DESIGNERS & MANUFACTURERS
OF 19" RACK SYSTEMS



PROUDLY
MANUFACTURING
IN AUSTRALIA

mfb.com.au VIC (03) 9801 1044 / sales@mfb.com.au NSW (02) 9749 1922 / sydney@mfb.com.au





**DESIGNERS AND MANUFACTURERS
OF 19" RACK SYSTEMS**

mfb.com.au



MELBOURNE

105 Lewis Rd,
Wantirna South VIC 3152
Australia

+61 3 9801 1044
mfb@mfb.com.au

SYDNEY

Unit 9/26 James St,
Lidcombe NSW 2141
Australia

+61 2 9749 1922
sydney@mfb.com.au

SINGAPORE

8 Pandan Crescent,
#05-04, Singapore 128464

(065) 6777 9522
sales@mfb.com.sg
mfb.com.sg

PHILIPPINES

Rm. 1507, The Orient Square,
Emerald Avenue, Ortigas
Centre Pasig, Metro
Manila, Philippines 1605

(632) 721 4168
(632) 721 6930